

PHILCO

1937 List Price Catalog



A
Complete Line
of
Replacement Parts
Accessories
and
Test Equipment
to meet
EVERY SERVICE
REQUIREMENT

Quality

RADIO PARTS.

EVERYTHING THE SERVICEMAN NEEDS



It Will Pay You to Use PHILCO Quality PARTS

To build up a profitable service business and establish a reputation in your neighborhood for good work, you **MUST** use dependable high quality service parts.

Philco radio parts are manufactured to the same precision standards that have made Philco radios famous the world over. Thousands of dollars are spent annually to check the quality of material and workmanship used in making these parts. All replacement parts for Philcos are identical with the original production—or improved if an improvement has been made.

Philco test equipment is developed in the world's largest engineering laboratories devoted exclusively to radio—and is the **IDEAL EQUIPMENT** for testing and adjusting Philco radios (and other makes) for maximum performance. Precision-built to highest standards of accuracy, these units represent the finest values in test equipment on the radio market today.

With Philco test instruments and a stock of Philco parts, you are in a position to render 100% satisfactory service to your customers and thus pave the way for a steady increase in your business.

**ALL PHILCO REPLACEMENT PARTS
ARE GUARANTEED FOR 90 DAYS**

HOW TO ORDER PARTS

Use the order blank supplied with this catalog—it will save time both for you and for us. Your Philco distributor will furnish you additional order blanks on request. Fill in order blank carefully and **WRITE PLAINLY**.

1. Send all orders to your local distributor. Write Philco, Philadelphia if you do not know who your distributor is.
2. Be sure to specify **QUANTITY** and **Part No.** of each item ordered.
3. Make sure your name and shipping address in full are on the order.
4. Include in remittance sufficient to cover transportation otherwise the shipping charges will be collect.
5. Specify by what method you wish shipment made—parcel-post, express, etc.
6. Keep in touch with your distributor so you will know his discount schedule to you.

SEND ALL ORDERS TO DISTRIBUTOR

- INDEX -

Adapters, Headphone.....	5	Headphone Kits.....	5	Resistors, Flexible.....	24
Adjusting Tools.....	6	Headphones.....	5	Resistors, Heavy Duty.....	25
Aerial Masts.....	3	Hook-up Wire.....	20	Resistors, Identified.....	24
Aerials.....	3, 4	I. F. Transformers.....	14	Resistors, Suppression.....	9
Aerial Switches.....	5	Jacks.....	17	R. F. Coils.....	14
Amateur's Parts.....	14	Kits, Aerial.....	3, 4	Screwdriver, Adjusting.....	6
Antenna Coils.....	14	Condenser.....	31, 32, 33	Shadow Tuning Kit.....	31
Audio Oscillator.....	6	Hardware.....	31, 33	Shields, Coil.....	14
Auto Radio Equipment.....	8-12	Pilot Lamp.....	31	Shields, Tube.....	17
Cabinet Touch-up Kit.....	17	Resistor.....	24, 32	Shop Test Stand (059).....	6
Chassis Test Mallet.....	17	Service Tool.....	31	Short Wave Parts.....	14
Choke, Distributor.....	9	Socket.....	31	Signal Generator, Broadcast.....	6
Choke, Filter (radio and audio).....	14, 23	Volume Control.....	33	Signal Generator, All Wave.....	7
Circuit Tester.....	7	Knobs.....	15	Sockets.....	15
Coils, R.F., I.F., Oscillator.....	14	Lamps, Pilot.....	16	Solder.....	17
Condensers, Bakelite.....	29	Locks, Auto Radio.....	9	Speakers, Home Radio.....	19
Condensers, Compensating.....	29	Majestic Replacement Vibrator.....	8	Speakers, Auto Radio.....	9
Condensers, Electrolytic.....	28, 30	Mallet, Chassis Test.....	17	Speaker Tester, 055.....	6
Condensers, Mica.....	26	Masts, Aerial.....	3	Suppressors.....	9
Condensers, Paper.....	26, 28	Meter, Shadow Output (012).....	6	Switches.....	16
Condensers, Suppression.....	9	Meter, Output (025).....	7	Terminal Panels.....	14
Condensers, Tuning.....	18	Multiple Aerial Switch.....	5	Tester, Complete Radio, 099.....	7
Connectors, Auto Radio.....	9	Oscillator, Audio.....	6	Tester, Circuit, 025.....	7
Controls, Auto Radio.....	10, 11, 12	Oscillator Coils.....	14	Tester, Speaker, 055.....	6
De Luxe Complete Tester (099).....	7	Outlets.....	17	Test Stand, Shop.....	6
Demonstration Aerials.....	4	Output Meter, Shadow.....	6	Tone Controls.....	18
Drive Cable.....	17	Output Meter, 025.....	7	Touch-up Kit.....	17
Exciter, Speaker.....	19	Parts for all PHILCOs.....	34-39	Transformers.....	3, 14, 21, 22
Extension Speaker.....	19	Pilot Lamps.....	16	Tubes.....	Back Cover
Eyeletting Kit.....	6	Plugs.....	17	Vibrators.....	8
Fidelity Control.....	18	Polishes.....	17	Volume Controls.....	16
Field Coils.....	23	Potentiometers.....	16	Wax Polish.....	17
Filters, Noise Eliminating.....	13	Power Amplifier Parts.....	14	Wire, Service.....	20
Fuses.....	9	Prices Subject to Change Without Notice		Wrench, Adjusting.....	6
Grille Silk.....	20			Wrench, Socket.....	17

Printed in U. S. A.

PARTS & SERVICE EQUIPMENT FOR EVERY NEED

PHILCO All-Wave AERIAL

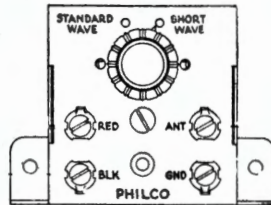
**Greatest Sensitivity and Noise-Reduction
on Any Make of Radio**



Part No. 40-5958

Here is the new 1937 Improved Philco All-Wave Aerial—"Better than the best." Greatly increased sensitivity and noise-reduction over last year's model, of which hundreds of thousands were sold and are giving excellent performance—makes this new aerial, at the same low price, a remarkable value. Operates on any make or type of receiver intended for use with a transmission line or "doublet" type aerial.

In sets without "doublet" terminals, use the Set Transformer or "Receiver Coupling Transformer" illustrated herewith, which may readily be attached to the back of any receiver. List Price, \$1.50.



Part No. 42-1095

Full Efficiency at all frequencies; substantial noise-reduction over the entire range; all connections soldered and entire aerial weatherproof—a few of the outstanding features of this famous aerial.

1937 PHILCO All-Wave Aerial—
(Complete, Ready to Install)

List
\$5.00

PHILCO STANDARD AERIAL

**A Low-Priced Antenna with Direct Lead-in
Especially Recommended for Battery Sets**



Part No. 8043

For excellent all-round reception, for locations away from interference noise sources, and for efficient battery-set performance this popular Philco Standard Aerial is ideal. Made of highest grade parts, and furnished complete with 75' of standard copper aerial wire, lead-in, insulators, wall knobs, lightning arrestor and ground clamp. A splendid value.

List
\$1.60

Make Quick, Neat Aerial Installations

with PHILCO AERIAL MASTS


- ★ Quickly Installed
- ★ Neat Appearance
- ★ Fit Any Roof
- ★ Rust-Proof & Permanent

Here is another Philco product to enable you to save time on aerial installations and at the same time make a neat efficient installation. A complete mast outfit, consisting of an 8-foot, two section tubular mast, guy wires, insulators and top fitting. Three types of base fittings, illustrated below, are available at slight extra cost.

The market for new or replacement aerial installations is unlimited—all it needs is a little sales effort. When you examine the condition of most aerials in any neighborhood you can readily see the sales possibilities for these high grade masts.

Carry these masts in stock and keep several handy in your car. You will be able to sell them to many old and new customers.

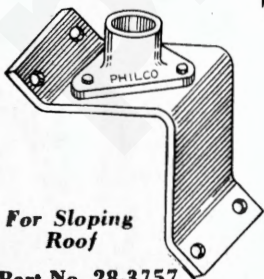
**GREATEST
TIME-SAVER
and
CONVENIENCE
for
SERVICEMEN**



**PHILCO
AERIAL
MAST KIT**
Part No. 45-2127

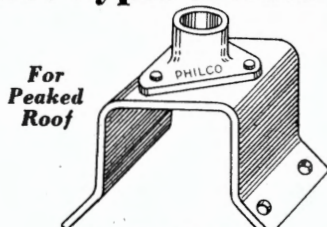
List
PRICE
\$2.95

Three Types of Base Fittings



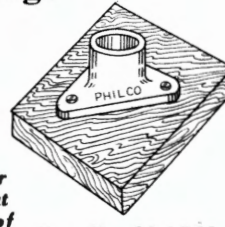
For Sloping
Roof

Part No. 28-3757
List \$0.60



For
Peaked
Roof

Part No. 28-3758
List \$0.60



For
Flat
Roof

Part No. 28-3759
List \$0.50

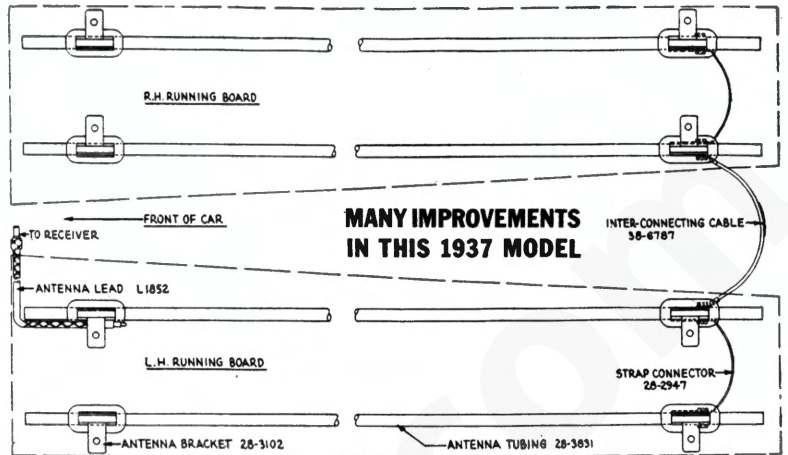
1937 Improved UNDER-CAR AERIAL

Perfected by Philco Engineering Dept.
After Exhaustive Field Tests

The new Philco Under-Car Aerial is the most efficient and practical under-car radio aerial of any we have ever tried. Combining maximum performance, ease of installation and ruggedness under all conditions, it has no equal on the market.

From the illustration you will note it actually consists of two double aerials, connected together at the rear of the car, so that a large pick-up area is provided. All parts are built to withstand vibration, road shocks, and all possible weather conditions—in fact it will last as long as the car itself.

Will fit any car requiring this type aerial; can be installed in a short time without special equipment. Connections between the sections of the antenna are already made and a shielded lead-in provided for connection to the receiver.



**MANY IMPROVEMENTS
IN THIS 1937 MODEL**

Part No. 45-2184

9 POINTS OF SUPERIORITY

LIST
PRICE
\$5.00

1. Fits Any Car
2. Easily Installed
3. Greatest Sensitivity
4. Already Assembled
5. Reduces Noise
6. No Movable Parts
7. Weather-and-Shock-Proof
8. Rugged as the Car
9. Actually Two Aerials

ESPECIALLY SUITABLE FOR STEEL-TOP OR OPEN CARS

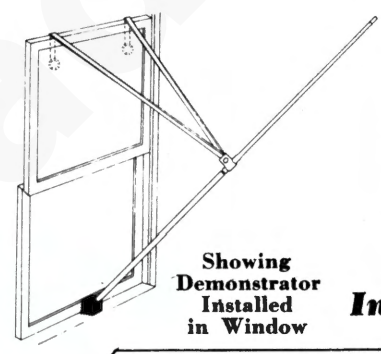
SELL MORE RADIOS . . .

by demonstrating with the PHILCO

FOREIGN STATION DEMONSTRATOR

QUICKLY
CLOSES
SET
SALES

This unique instrument, designed by PHILCO to provide quick, efficient demonstration of all-wave radios, is actually a compact high-performance short wave aerial. In the form of a metal pole to be installed outside of a window, it is set up in a few minutes without delay or difficulty on the part of the installer. No more demonstrations on old broken down aerials! No more apologies or lost sales! Just attach the demonstrator to a window, connect to the receiver—and tune in Europe!



Every radio dealer should provide one for each of his salesmen. It will more than pay for itself in a very few times of use. Ideal for apartment house demonstrations. Its neat, compact appearance and efficient performance goes a long way toward selling the prospect the new receiver.

Installed in 5 minutes!

Part No. 45-2201

PHILCO DEMONSTRATOR AERIAL

List
\$6.00

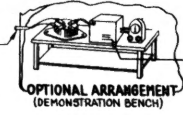
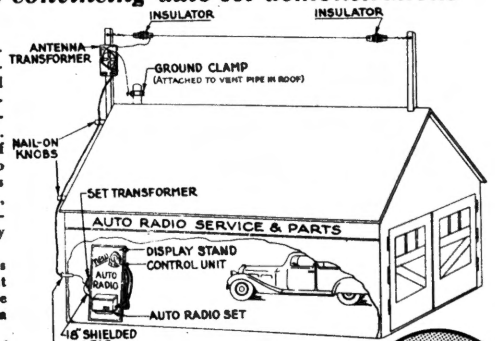
AUTO-RADIO DEMONSTRATION AERIAL for SERVICE STATIONS

Provides convincing auto-set demonstrations

This "Demonstration Aerial" is designed especially for auto-radio dealers and service stations, to be used for the purpose of efficiently demonstrating the performance of auto-radios on the car showroom floor. The construction is similar to that of the well known PHILCO home-radio aerial, designed to eliminate noises caused by electric appliances, signs, etc. It is ideal for test and demonstration purposes even in noisy locations.

A special feature of this aerial is that all connections are soldered at the factory, thus reducing the time and labor of installation to a minimum.

Includes 75' of aerial wire, 50' of double conductor twisted lead-in together with all necessary insulators, ground wire and clamp, and full installation instructions.



Part No. 40-5000-B

List Price
\$6.00

Make ONE AERIAL operate MANY SETS . . .
 . . . Improve STORE DEMONSTRATIONS

. . . with . . . PHILCO
 MULTIPLE
 AERIAL
 SWITCH

IDEAL
 for
 HOMES
 with
 SEVERAL SETS

To operate all your floor demonstrators with equal efficiency—all on the same aerial—use this new device developed by PHILCO exclusively for this purpose. Neat, compact and quickly installed—it AUTOMATICALLY connects the one aerial used to whichever set you wish to demonstrate—as soon as you turn that set “on.”

Dealers everywhere are equipping their showroom demonstrators with this device and finding it the greatest help ever developed for their salesmen. Eliminates delays in changing from one set to another, and apologies for unsatisfactory performance of demonstrator due to improper aerial connections.

Ideal also for homes with more than one set, where only one aerial is available.

Two Sizes:
 FOR SETS UP TO 7 TUBES—Part #45-2182 List Price \$4.85
 FOR SETS OVER 7 TUBES—Part #45-2183 List Price \$4.85



Operation
 Entirely Automatic

SEE FROM THESE ILLUSTRATIONS



NO ALIBI OR SALES ARGUMENT WILL REMOVE THIS UNFAVORABLE FIRST IMPRESSION

Without

How This Device
 Provides
 Satisfactory
 Demonstrations—
 Promoting
 SALES

With



THE CONFIDENCE THAT THIS PHILCO DEVICE GIVES THE SALESMAN, SIMPLIFIES SELLING

New Philco HEADPHONE KITS . . . Every Radio Owner
 a Potential Buyer

These new PHILCO Headphone Kits present a marvelous profit opportunity for the radio dealer or serviceman. Almost every home with a radio is a prospect for one of these kits. Take one along on all service calls; keep one on your display counter—many profitable sales can be made with a little effort. A necessity for late listeners or hard-of-hearing individuals; ideal for short-wave “fans” and DX listeners.



QUICKLY INSTALLED;
 SENSITIVE,
 LIGHTWEIGHT
 HEADPHONES;
 4-FT. FLEXIBLE CORD;
 USES NO CURRENT

THREE TYPES OF KITS AVAILABLE:—

List Price \$7.50
 Each Type

1. For Sets Using
 OCTAL BASE TUBES
 (Glass or Metal)

This kit is intended for use with recent model sets using the octal base type of tube, either glass or metal. The adaptor plug is inserted under the output or driver tube in accordance with instructions supplied. Speaker is automatically disconnected when headphones are plugged in. Many of these can be sold to purchasers of recent models who want to listen to short-wave programs after the rest of the family have gone to bed.

Part No. 45-2227—List Price \$7.50

2. For Sets Using
 PLAIN BASE TUBES

For receivers using the ordinary base tubes (types prior to metal tubes). This kit is almost universally applicable to receivers made from 1930-35 and also the 1936 PHILCO “600” series. Installed instantly on any set using a 42, 43, or 2A5 driver tube or single output tube. Speaker automatically disconnected when headphones are in use.

Part No. 45-1167—List Price \$7.50
 Headphones Only, DeLuxe Type
 Part #45-2098—List Price \$4.25
 Adapter Unit Only, with Plug and Cord
 Part #45-2099—List Price \$3.50

3. For Operation with
 SPEAKER IN USE ALSO
 (“Universal” Type)

There are many homes where it is desired to use both speaker and headphones at the same time—as for example where one of the family is hard of hearing. This type kit is provided for this need. A special volume control is provided to regulate volume in the headphones, which is not affected by the volume used in the speaker. Can also be used for connecting an extra speaker instead of headphones when desired. This kit is designed for use on any type receiver—either with octal base or the earlier type tubes.

Part No. 45-2225—List Price \$7.50

Complete SHOP TEST STAND



Model 059

- A Universal Tester, with*
- ★ Signal generator
 - ★ Circuit and output test
 - ★ Built-in speaker
 - ★ Speaker exciter with set of field coils

This Universal Shop Test Unit was especially developed by PHILCO to provide an ideal complete equipment for making all possible tests in the shop. It incorporates an all-wave signal generator, complete circuit and value tester and a practical tube tester. A complete A.C. speaker exciter unit is built in, together with a set of dummy field coils to permit testing any chassis in the shop under home operating conditions.

Model 059 List **\$161⁰⁰**

SAVES TIME on ALL SHOP TESTS

A splendid investment for the dealer or busy serviceman who is looking to the future and wants to save time and money. This equipment is practically identical to the permanent bench-test equipment used by most PHILCO wholesale distributors.

The Ideal SIGNAL GENERATOR for Standard Broadcast and Auto Radio Sets

A neat, compact and accurate portable signal generator especially designed for adjusting standard broadcast and auto-radio sets, the Model 024 is the outstanding "buy" on the market in this type unit. Completely self-contained; operates from dry batteries and requires no outside power supply connection. Covers a range of 105 to 2,000 K.C.; ball-bearing tuning condenser makes for quick, easy operation.




List Price **\$22.50**

A Good SPEAKER-TESTER is essential to complete service

PHILCO Variable Frequency AUDIO OSCILLATOR Solves the Problem

50 to 8000 cycles Audio Range



Furnished in Kit Form—All Parts with Full Data for Assembling

Here is the ideal instrument for thoroughly and efficiently testing any speaker when connected to a radio receiver. Having an audio range of from 50 to approximately 8000 cycles, a variable signal from this instrument applied to the speaker subjects it to a most severe and thorough test and one that will show up defects or conditions that would go unnoticed under ordinary tests.

The 055 is furnished in kit form ready for assembly. It is complete with sub-base, panel, oscillator transformers, tubes, condensers, etc. The sub-base is completely drilled and all ready to mount the parts. The panel is finished in black crackle which matches perfectly with the Philco Model 088 Signal Generator case, and the panel and sub-base are of correct size to fit the 088 case. The 088 case may be purchased extra, part number 38-1536, list price, \$4.00.

Model 055. Complete Kit. List Price . . . **\$25⁰⁰**

A Necessity for busy Servicemen

PHILCO EYELETTING KIT

Complete with eyelet assortment

No serviceman should be without this extremely useful outfit. Enables you to do a quick, neat job in attaching parts to a chassis, etc. Consists of an anvil and punch built of special hardened tool steel, and a complete assortment of eyelets. Just the thing for the set builder or experimenter. Worth many times its price in the use you will get out of it.



Part No. 45-1162. List **\$2.25**

PHILCO SPECIAL ADJUSTING TOOLS

For Adjusting Padding Condensers



Part No. 7696. Fibre Wrench for hex head adjusting screws, 8" long. List Price.....**\$0.35**



Part No. 27-7059. Insulated Screw-driver. Fibre shank. 7" long. 1/8" steel blade. List Price.....**\$0.30**


Neat, Compact OUTPUT METER

Using the Shadow Tuning Principle
Model 012

Here is an efficient, inexpensive output meter with the accuracy and convenience of PHILCO shadow tuning. Connects to the output tube (or tubes) of any radio set, affording an accurate indication of output volume when adjusting compensating condensers. Width of shadow is directly proportional to signal strength. Necessary clips and leads provided. Makes an ideal output meter for use with the PHILCO 024 or 088 Signal Generator.

LIST **\$12⁵⁰**

Rugged, yet Extremely Sensitive



The World's Biggest Value
in a **QUALITY** test unit

PHILCO Model 088 SIGNAL GENERATOR

Insures Utmost Accuracy
in Adjusting Any Set

(All-Wave
All Fundamental)



- Here is the outstanding buy on the market in an all-wave signal generator—absolutely in a class by itself for quality and value. Universally accepted by the service industry, the popularity of the 088 has steadily increased, and many thousands of them are now in use, enabling servicemen all over the country to quickly and accurately adjust all sets brought in for service.
- Built to precision engineering standards and designed to be the ideal unit for correct adjustment of any radio—it is still priced to fit the serviceman's pocket book—ONLY \$32.50 less your discount. And this new 1937 model is still better than its predecessors!

- ★ Self-Contained
- ★ 100-20,000 KC Continuous
- ★ Direct Reading
- ★ Five Wave-bands
- ★ Constant Modulation
- ★ Satin-finish panel (Chrome or Brass)

\$32.50

Model 088, Complete with Antenna Lead & Clips

LIST PRICE (subject to Serviceman's discount)

Companion Unit to the Model 088

PHILCO "025" CIRCUIT TESTER

POSITIVELY
Makes ALL tests
of CIRCUITS
and VALUES

Improved
1937 Model

In this smart, compact, modern test unit are provided the means for rapidly and accurately making every necessary radio test—voltage, current, resistance, capacity, output, and continuity. Self-contained, extremely rugged, and portable anywhere, this instrument is now presented in the latest 1937 model—improved in appearance, operation, and economy. It is a real **QUALITY** instrument—One you will be proud to own and that will give you the confidence essential to successful service work.

Full Service Discount

LIST **\$60.00**



Model 025 Complete with Test Prods and Leads


Finest of All!

DeLuxe

COMPLETE Precision RADIO TESTER

Model 099

Combines
PHILCO 088
and
025
in a
Genuine
Mahogany
Case



EVERYTHING THE SERVICEMAN NEEDS

In Model 099, PHILCO offers the serviceman the highest type complete radio servicing unit. Combining the accurate and beautiful 088 All-Wave Signal Generator with the efficient 025 Circuit Tester, it covers every possible need of the serviceman and guarantees him 100 per cent accuracy in all testing and adjusting operations. The two units are fitted into a beautiful polished walnut case with removable lid and leather carrying handle. All necessary connecting leads and adaptors required for making the various operations and tests are included. A quality instrument throughout—in both appearance and performance.

LIST **\$100**

Standard PHILCO REPLACEMENT UNIT

For All PHILCO Sets up to 1936 (and 1936 Model 816)

This is the standard vibrator for all Philco auto radios up to and including those made during 1935; also the 1936 model 816. Extremely rugged construction assures long trouble-free service. This unit has proved its dependability over a period of years, both as initial and replacement equipment. Standard four-prong mounting. Dimensions $4\frac{1}{16}$ " x $2\frac{3}{8}$ " (not including prongs).



Part No. 41-3186 LIST PRICE.....

\$4²⁵

THESE TWO VIBRATORS

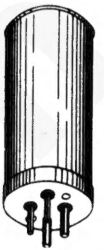
will service nearly **2,500,000 Philco-Built Auto Radios**

REPLACEMENT VIBRATOR for 1936 PHILCOS

Models 817—818—818K—819

And Most Other Makes

This is the unit used in the 1936 Philco auto radios (Except Model 816). While even smaller and more compact than previous types—it maintains the same high standards of quality and performance. Full-wave, standard four-prong base. Dimensions, $3\frac{3}{8}$ " x $1\frac{15}{16}$ " (not including prongs).



Part No. 41-3170 LIST PRICE.....

\$4²⁵

Complete VIBRATOR ASSORTMENT



For all PHILCOS and some Majestics

A complete service kit of vibrators for any PHILCO model and most Majestics. Contains one each of the two types of PHILCO vibrators shown above also one of the original type Philco vibrators and one of the popular replacement vibrators for Majestic Model 66 or 116. A splendid investment for auto radio service.

Part No. 45-1235 LIST PRICE.....

\$17⁷⁵

NOISE-SUPPRESSION PACKAGE

for all cars



Just what you need to give complete auto radio noise-suppression service! A carefully selected assortment of resistors and condensers for noise suppression, which will enable you to render prompt service on replacing defective or broken down suppression equipment, or eliminating obstinate noises, not corrected by original equipment. Complete list of contents with values of parts, on label inside lid. An extremely desirable package—will pay for itself many times over.

Part No. 45-1236 LIST PRICE.....

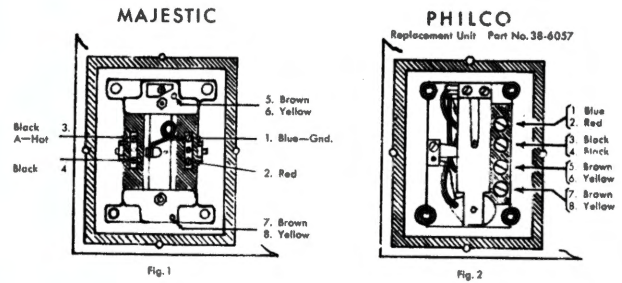
\$22¹⁰

PHILCO *Majestic* REPLACEMENT VIBRATOR

Especially designed for replacement use in Majestic auto radios, Models 66 and 116, many of which are still in service. Designed by Philco, to the same standards and along the same principles as the vibrators above, it will give a new lease of life to these old Majestic receivers.

Easily installed in place of the original by simply re-arranging the vibrator leads as shown in the accompanying cut. Full explanatory instructions supplied with each unit. Dimensions, $3\frac{1}{2}$ " x 2" x 1".

Showing Connections For Replacement



Majestic Replacement Unit No. 38-6057 LIST PRICE.....


\$5⁰⁰

AUTO-RADIO Accessory Equipment . . .

Quality 6-Volt SPEAKER

for Standard or Extension Use

Highest grade dynamic speaker, mountable anywhere in car and adjustable (by special brackets) for angle of face. Covered with velour cloth; fitted with 7-foot cable and on-off switch. Excellent on standard auto radio installations; highly desirable as an additional speaker in large sedans, busses, motorboats or where more complete sound coverage is desired. 6-volt field coil.



Highest Grade Material and Construction
—
A WONDERFUL VALUE

PHILCO Auto Radio Speaker—Part No. 40-8182
7' Cable Assembly only—Part No. 41-3189—List Price, \$1.50

LIST PRICE
\$10.00

Special PHILCO Design DISTRIBUTOR CHOKE

This newly perfected unit will in many cases act as complete ignition suppression equipment, eliminating the need for suppressors. It is installed in the distributor lead and consists of a special double R.F. choke, of the correct value to give maximum absorption of R.F. ignition disturbance. The low resistance of this unit (only 120 ohms) makes it impossible to affect the performance of the car. Try one on a noisy ignition car-radio installation. You will be surprised.



PHILCO Distributor Choke Part No. 32-2250

LIST PRICE
\$0.75

KNOB ASSORTMENT for AUTO RADIO



Contains every type of knob ever used in any set built by PHILCO, particularly designed for a certain make of car; a complete assortment.

Here is something every auto-radio service shop needs—a complete assortment of knobs for "custom-built" PHILCO radios (all used in definite makes and models of automobiles). This kit also contains a complete replacement chart in lid—showing make, model, year of car, and part number of knob used. With this kit you will be equipped to handle every possible knob replacement on a PHILCO factory equipment car. 121 knobs in all, 34 types.

Universal PHILCO Auto-Radio KNOB KIT—Part No. 45-1245

LIST PRICE
\$25.67

Auto-Radio CONNECTORS and Parts

FUSE

Fuse Holder
Part No. 28-1269
List Price \$.01

Female Connector (Antenna Lead)
Part No. 28-1272
List Price . . \$.85 per C

Insulator
Part No. 27-7729
List Price \$1.10 per C

Antenna Receptacle
Part No. 28-2711
List Price \$.10

Male Connector


Spring
Part No. 28-8029
List Price \$.50 per C

Washer
Part No. 27-7132
List Price \$.40 per C

Contact
Part No. 27-7133
List Price \$.01

Auto-Radio LOCK—Switch Type

To prevent operation of an auto radio by other than the owner, this switch type lock was designed. Special toggle type switch for installation in the A battery circuit. Supplied with key which locks switch in "off" position. Switch may be mounted concealed under dash.



Part No. 42-1076—List Price \$1.00

Auto-Radio LOCK—Mounting Bolt Type


Thousands of these locks have been sold during the past year. Pays for itself many times over. Mounted in a few seconds by slipping over one of the radio set mounting bolts. Best insurance for your customer.



Part No. 28-8272—List Price, Complete \$1.00

INTERFERENCE SUPPRESSION EQUIPMENT

RESISTORS



For Spark Plugs				
Part No.	Type	Ohms	List	
4531	D	25000	\$0.30	
33-1015	E	10000	.30	
33-1016*	E	20000	.30	
33-1017*	C	20000	.30	
33-1101†	E	5000	.30	
33-1102†	B	5000	.30	
33-1195	E	10000	.30	
33-1192	D	5000	.30	
* Special for Packard. † Special for Nash.				
For Distributor				
Part No.	Type	Ohms	List	
4546	A	25000	\$0.30	
4851	B	25000	.30	
33-1103†	C	5000	.30	
33-1113	B	10000	.30	
33-1196	C	10000	.30	

CONDENSERS

Highest Quality Units

All Thoroughly Tested and Guaranteed



Part No.	Mfd.	List
4522	1	\$0.75
30-4450	1	.75
30-4007	1/4	.50
30-4176*	1/2	.50
30-4181*	1/2	.50

* Special for Ford Cars.

FUSES for Auto-Radios

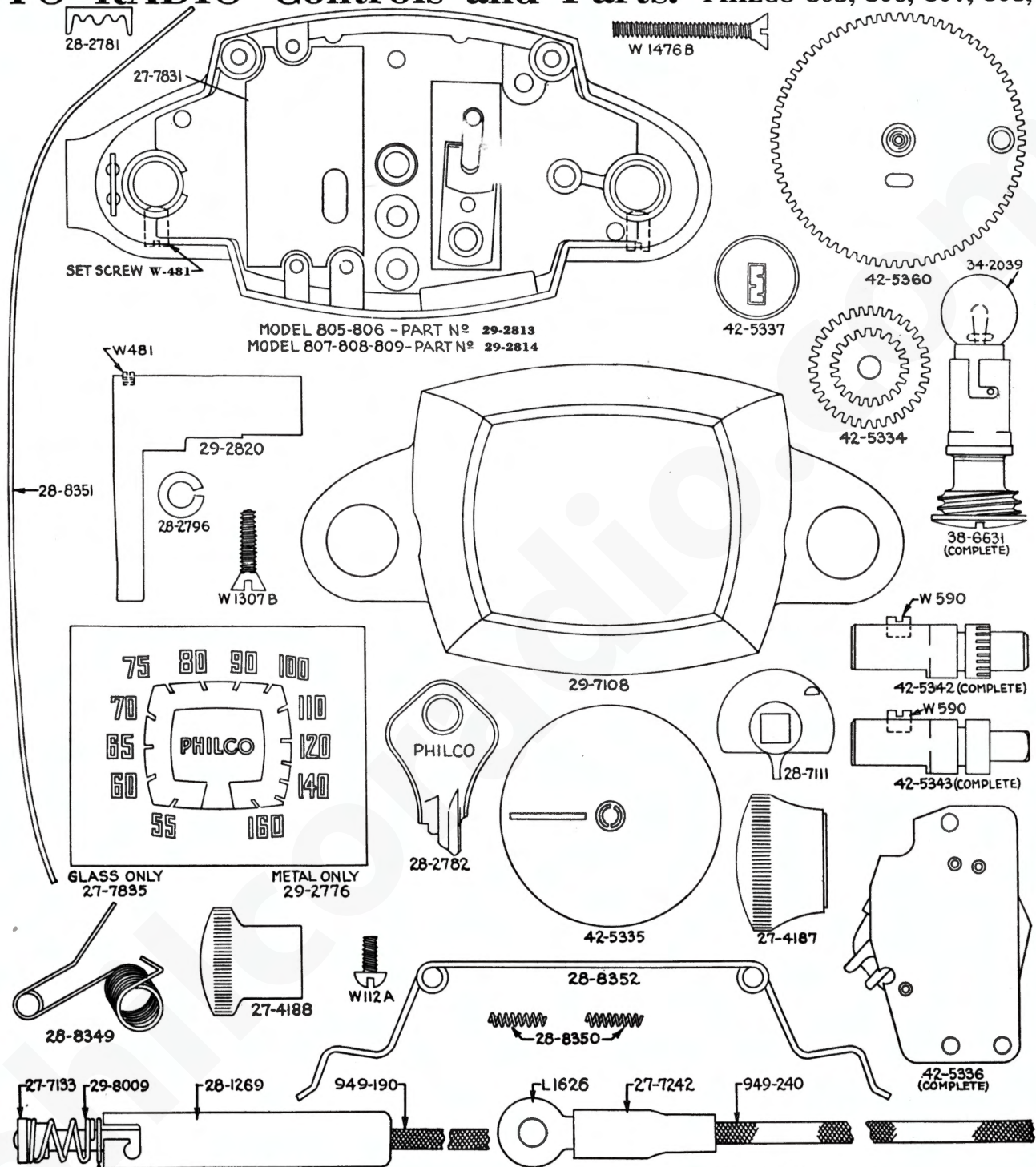


Cartridge Type—Clip Mounted

Part No.	Amperes
4540	1
45-2046	3
7331	8
5676	10
7227	15

LIST PRICE
5c Each

AUTO RADIO Controls and Parts: PHILCO 805, 806, 807, 808, 809




MODEL 805-806 - PART No 29-2813
MODEL 807-808-809 - PART No 29-2814

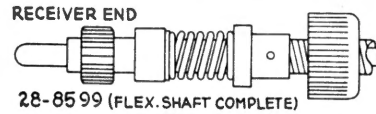

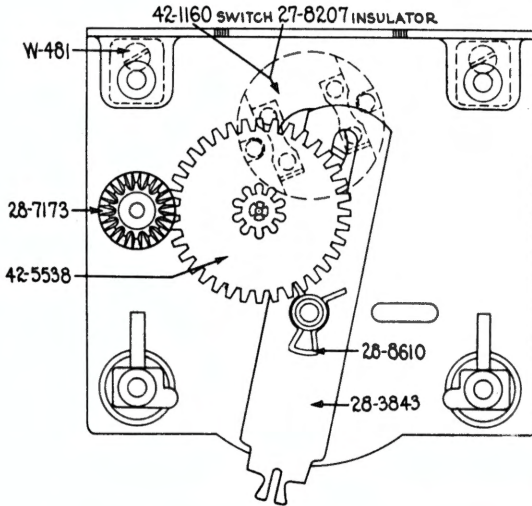
Part No.	Description	List Price	Part No.	Description	List Price	Part No.	Description	List Price
L-1626	Lug	.01	28-8349	Spring (anti back lash)	.10	34-2039	Pilot Lamp	.15
W-112A	Screw (bracket mtg.)	1.20 c	28-8350	Springs (Lock)	.10	38-6631	Pilot Lamp Assembly	.45
W-481	Set Screw	2.00 c	28-8351	Spring (glass holder)	.02	38-6655	Fuse Terminal Assembly	.25
W-590	Set Screw	2.00 c	28-8352	Spring (shaft retaining)	.05	38-6656	Ammeter Lead Assembly	.12
W-1307B	Screw (tone control mtg.)	.30 c	28-8354	Flexible Shaft (21")	1.25	42-5331	Complete Control (805-806)	9.25
W-1476B	Screw (control cover mtg.)	.25 c	28-8355	Flexible Shaft (28")	1.40	42-5332	Complete Control (808-809)	12.00
27-4187	Tuning and Volume Control Knob	.10	28-8356	Tone Control Shaft (21")	1.25	42-5334	Intermediate Gear and Shaft	.10
27-4188	Tone Control Knob	.05	28-8358	Tone Control Shaft (28")	1.25	42-5335	Pointer Disc Assembly	.25
27-7132	Washer	.40 c	29-2776	Glass Holder	.15	42-5336	Switch and Bracket Assembly	.45
27-7133	Contact	.01	29-2820	Tone Control Shaft Mtg. Bracket	.40	42-5337	Lock Cylinder Assembly	.10
27-7831	Insulator	.40 c	29-7108	Control Cover	.75	42-5342	Tuning Shaft and Set Screw	.30
27-7835	Glass and Dial	.25	29-8009	Spring (fuse housing assembly)	.50 c	42-5343	Volume Shaft and Set Screw	.30
28-1269	Fuse Housing	.01	29-2813	Control Housing and Set Screw (805-806)	2.00	42-5360	Pointer Gear and Step Assembly	.10
28-2781	Lock Indexing Plate	.35 c	29-2814	Control Housing and Set Screw (807-808-809)	2.00	949-240	Wire	.10
28-2782	Key	.01						
28-7111	Switch Operating Disc	.07						

Controls and Parts: PHILCO AUTO RADIOS

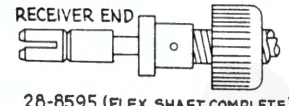
Models 816-817-818-818K-819




42-5544 (816) 42-5543 (817,818-818K,819)



28-8599 (FLEX. SHAFT COMPLETE)



28-8595 (FLEX. SHAFT COMPLETE)



27-8197 (BLACK)
27-8205 (RED)



28-8610



W-1611



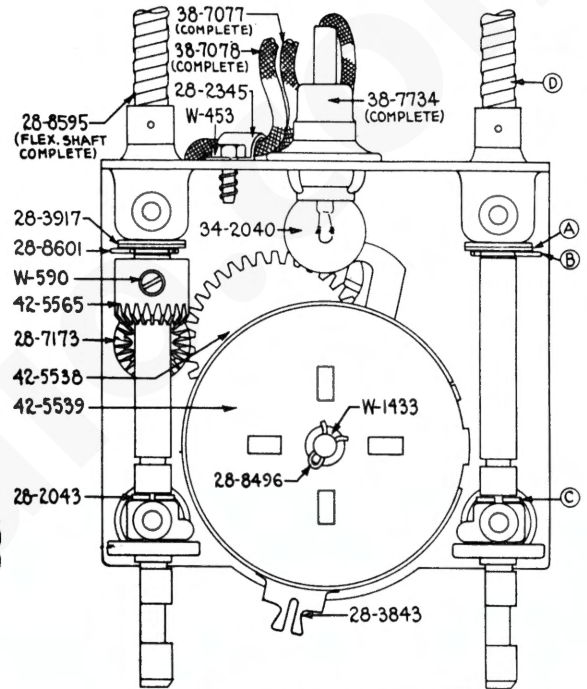
28-2043



28-8496



27-4314 CHEVROLET-BUICK
816-817-818-818K-819 (BLACK)
27-4533 PONTIAC (ORANGE)



MODELS	A	B	C	D
816-817	28-3917	28-8601	28-2043	28-8595
818-818K-819	NONE USED	NONE USED	NONE USED	28-8599

PARTS LIST AND PRICES


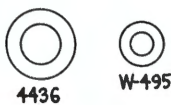
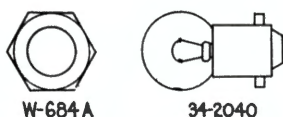
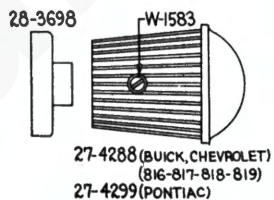
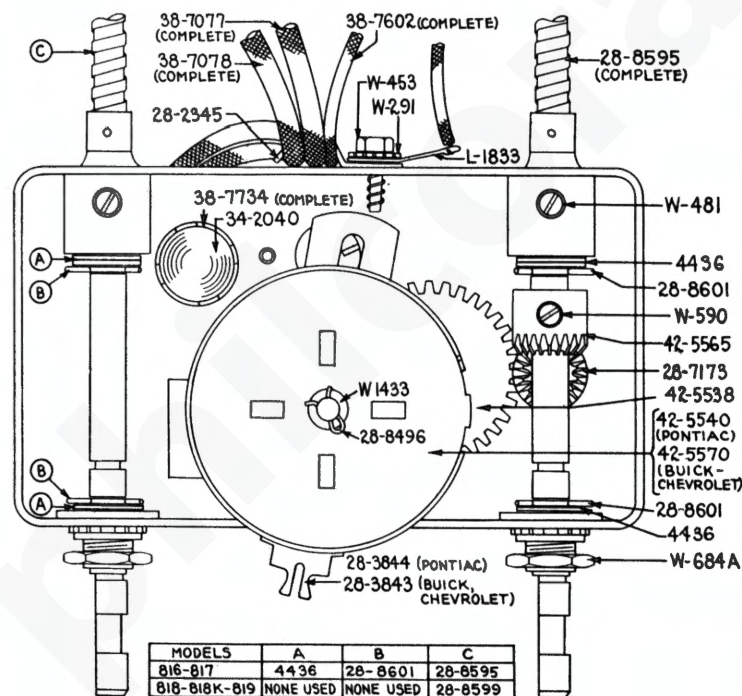
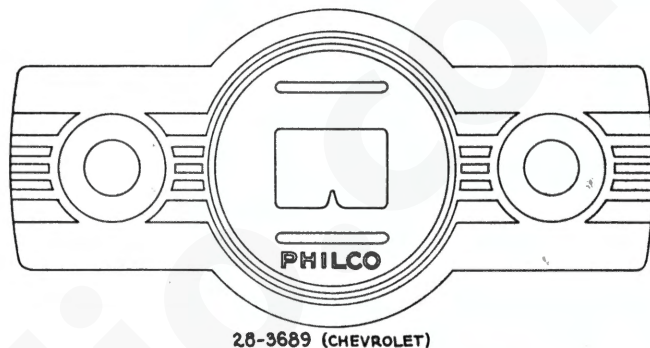
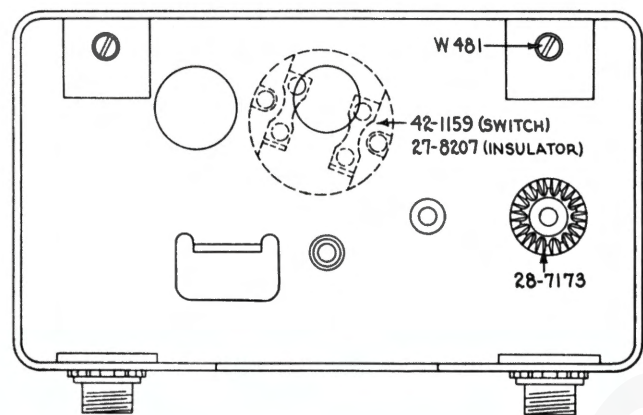
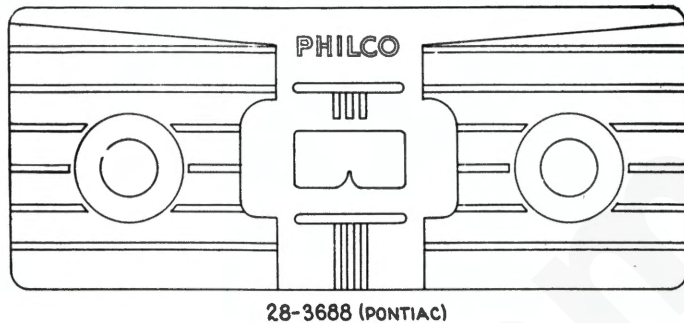
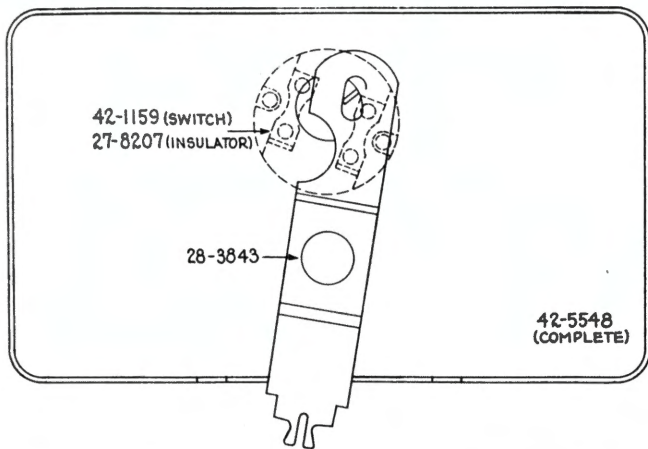
(Prices Subject to Change Without Notice)

PART NO.	DESCRIPTION	LIST PRICE
L-1626	Lug	.01
L-1833	Lug	.30
W160A	Screw	.25
W291	Lockwasher	.40
W453	P. K. Screw	1.80
W481	Screw	2.00
W495	Washer	.25
W590	Screw	2.00
W684A	Nut	1.25
W1433	Washer	.15
W1583	Screw	.75
W1609	Lockwasher	.50
W1611	Screw	.25
4436	Washer	1.50
27-4288	Knob	.15
27-4299	Knob	.20
27-4314	Knob	.04
27-4333	Knob	.10
27-7132	Insulator	.40
27-7133	Ferrule	.01
27-7242	Sleeve	.40
27-8197	Light Shield	.03
27-8205	Light Shield	.50
27-8207	Insulator	.50
28-1269	Fuse Housing	.01
28-2043	Washer	.25
28-2345	Clamp	.52
28-2670	Prong	.75
28-3688	Bezel Plate	.45
28-3689	Bezel Plate	.45
28-3692	Bezel Plate	.45
28-3698	Knob Base	.04
28-3843	Switch Lever	.05

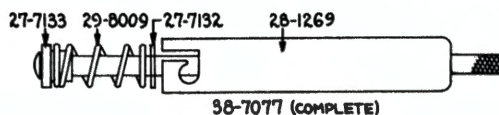
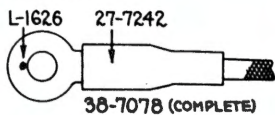
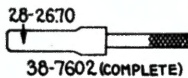
PART NO.	DESCRIPTION	LIST PRICE
28-3844	Switch Lever	.10
28-3917	Washer	.40
28-7173	Meter Gear	.10
28-8496	Spring	.05
28-8595	Flexible Shaft	.00
28-8599	Flexible Shaft	.00
28-8601	Spring	.04
28-8610	Spring	.03
29-3711	Bracket	.03
29-8009	Spring	.50
34-2040	Pilot Lamp	.14
38-7077	Fuse Lead Assembly	.15
38-7078	Ammeter Lead Assembly	.15
38-7602	Tone Control Lead	.10
38-7734	Pilot Lamp Assembly	.35
42-1159	On and Off Switch	.25
42-1160	On and Off Switch	.25
42-5534	Control Assembly (816)	6.75
42-5536	Control Assembly (817)	7.50
42-5537	Control Assembly (818-818K-819)	7.50
42-5538	Intermediate Gear Assembly	.15
42-5539	Scale Assembly	.50
42-5540	Scale Assembly	.50
42-5543	Cover Assembly	1.10
42-5544	Cover Assembly	.65
42-5548	Cover Assembly	.65
42-5561	Control Assembly (816-817 Buick)	
	(816-817 Chevrolet)	6.75
42-5562	Control Assembly (816-817 Pontiac)	6.75
42-5565	Miter Gear Assembly	.15
42-5570	Scale Assembly	.50
42-5570	Control Assembly (818-818K-819 Buick)	
	(818-818K-819 Chevrolet)	6.75
	(818-818K-819 Pontiac)	6.75

BUICK - CHEVROLET - PONTIAC CONTROLS

(Models 816-817-818-818K-819)



MODELS	A	B	C
816-817	4436	28-8601	28-8595
818-818K-819	NONE USED	NONE USED	28-8599



See Page 11 for Parts Price List Complete

PHILCO NOISE-ELIMINATION Equipment

For All Types of "Man-made Static"

In radio installations where the use of a noise-reducing aerial, such as the PHILCO All-Wave, will not entirely remove the external noises, it is evident such interference is being received on the upper or flat-top portion of the aerial, and the remedy in such cases is to attach a noise-eliminating appliance directly to the source of the disturbance.

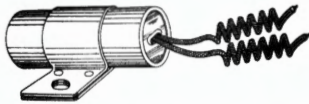
PHILCO has designed a number of devices to meet the need, the type to use depending on the nature of the interfering equipment.

Since very few electrical appliances are equipped with noise-elimination filters when made, there is, in many localities, a good deal of

this interference—and consequently an unlimited field for the sale of noise-eliminating equipment.

Radio owners will gladly pay to have these disturbing noises removed from their own equipment or to contribute toward its elimination where the property of an outside concern is disturbing reception in numerous homes in the vicinity. Get a kit or supply of these various filters—canvass your neighborhood with the handbill shown below—and MAKE MONEY!

TWIN CONDENSER FILTER



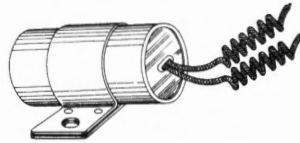
For Small Appliances

Such as motors used in dental, barber and beauty shop equipment, soda fountains, kitchens; for cash registers, door bells, telephone dials, small flashers, etc.

Part No. 45-2220

LIST PRICE.....\$0.75

TWIN CONDENSER FILTER



For Larger Appliances

For larger motors, flashing signs, neon signs, etc.

Part No. 45-2221

LIST PRICE.....\$1.00

TWIN CONDENSER FILTER

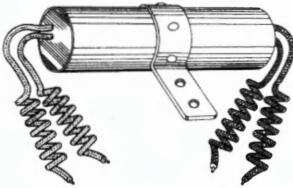


For Heavy Motors

Such as used in factories, power plants, etc.
Part No. 45-2219

LIST PRICE.....\$3.00

WIN CONDENSER AND CHOKE FILTER



For Electrical Equipment up to 10 amperes

This filter is a complete interference eliminator and is frequently effective where a condenser-type filter will not eliminate all interference. Consists of two condensers and two chokes of correct value to obtain maximum noise-elimination.

Part No. 45-2217

LIST PRICE.....\$2.50

INDIVIDUAL FILTER CHOKE




Line Choke for Circuits up to 10 amperes

When the use of one or more condensers across the line is not entirely effective, the addition of one of these chokes in series with either side of a line which is radiating interference will usually remove all noise radiation.

Part No. 45-2218

LIST PRICE.....\$0.75

5000-WATT POWER FILTER



For Heavy Power Equipment, Large Flashing Signs, Farm Lighting Plants, Etc.

This is the most complete and effective noise-filter unit it is possible to make.

Model No. 0100

LIST PRICE.....\$11.75

OIL-BURNER IGNITION FILTER



Large shielded resistor type filter unit for use in ignition system of oil burner (5000 ohms)

Completely eliminates the annoying interference from these systems.

Part No. 45-2223

LIST PRICE.....\$5.00

Same as above but 10,000 ohms resistance (for use on larger systems)

Part No. 45-2224

LIST PRICE.....\$5.00



Special handbill for distributing in your neighborhood to secure business on interference elimination. \$1.50 net for 500, imprinted. (For members of Radio Manufacturers Service only.) Form No. PR-421.

COMPLETE INTERFERENCE ELIMINATION KIT

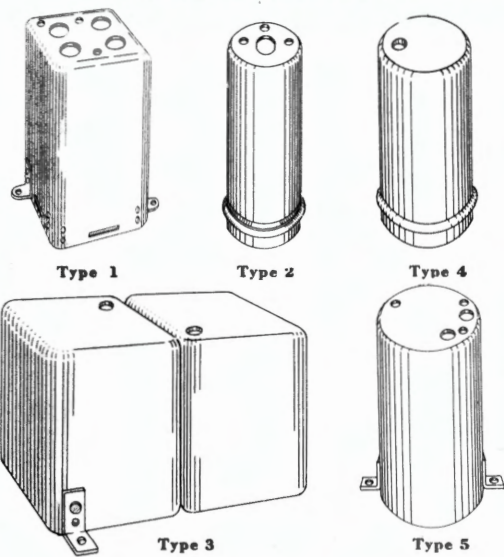
For Every Type of Man-Made "Static"



A well chosen stock assortment of the filter units shown on this page, and most commonly needed. This handy group will take care of 99% of the noise interference jobs encountered. Every dealer and serviceman should have one of these kits on hand.

Part No. 45-2229 Complete, LIST PRICE \$15.50

COIL SHIELDS



COIL SHIELDS

Part No.	Type	Dimensions and Style	List
28-1195	4	2 3/4" L x 1 3/4" D. Single	\$0.06
28-1451	2	2 3/4" L x 1 3/4" D. Single	.15
28-1680	2	3 3/4" L x 1 3/4" D. Single	.10
38-5080	3	3 3/4" H x 3 3/4" L x 1 3/4" D. Double	.40
38-5081	3	2 3/4" H x 3 3/4" L x 1 3/4" D. Double	.30
38-5101	3	2 3/4" L x 1 3/4" D. Single	.25
38-5175	5	3 3/4" L x 2" D. Double R. F.	.45
38-5176	5	3 3/4" L x 2" D. Double I. F.	.40
38-5177	5	3 3/4" L x 2" D. Triple R. F.	.80
38-5178	5	3 3/4" L x 2" D. Triple I. F.	.80
38-5803	7	3 3/4" L x 2" D. Single I. F.	.25
38-6044	1	2 3/4" L x 1 3/4" Single	.45

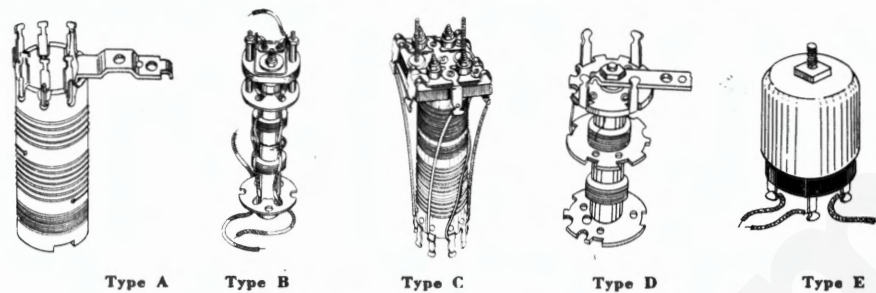
EXTENSION TERMINAL STRIPS

For convenience in mounting leads



1-lug. 3/8" long. Part No. 38-5400	List	.02
1-lug. 1 1/8" long. Part No. 38-5424	List	.02
2-lug. 1 1/8" long. Part No. 38-5772	List	.03

COILS: R.F., I.F., and OSCILLATOR



I. F. TRANSFORMERS

Part No.	Type	K.C.	List
03886	E	175	\$1.50
03887	E	175	1.80
06621	D	280	1.00
06622	E	280	1.00
*32-1155	D	460	1.50
32-1188	D	460	1.20
32-1263	D	175	.80
32-1264	D	175	.80
32-1362	B	460	1.80
32-1363	B	460	1.80
32-1364	B	460	1.80
32-1381	D	260	1.80
†32-1404	D	175	1.80
32-1470	D	460	1.80
†32-1483	D	175	1.80
†32-1484	D	175	1.80
32-1471	B	280	1.80
32-1449	B	280	1.80

OSCILLATOR COILS

Part No.	Type	*Freq. Range K.C.	List
32-1168	A	1000-1960	\$1.20
32-1118	E	1000-1960	1.50
32-1185	A	4460-23460	.90
32-1209	A	980-2930	.90
32-1272	A	990-4460	.90
32-1273	A	4460-23460	.90
32-1311	A	1010-2180	.70
32-1361	A	1000-2180-4660-13460	.90
32-1380	A	990-2180-4660-12460	1.20
32-1389	A	1000-1960	.80
32-1378	A	790-1980	1.20
32-1413	A	1000-2180-5960-16480	.70
32-1423	A	715-1895	.70
32-1428	A	790-1980-4460-12260	1.00
32-1469	C	1010-22960	3.00
32-1504	A	715-1895-4370-12175	1.00
32-1549	A	990-2180-5960-16460	1.20

* Regenerative Detector Coil.
† High-Fidelity (has Tertiary Winding).

* Frequency range given for oscillator coil is its fundamental. Subtract I.F. frequency to obtain actual working K.C. range of set.

R. F. COILS

Part No.	Type	Freq. Range K.C.	List
03014	A	550-1500	\$0.80
04982	A	550-1500 (Large)	.50
05726	A	550-1500	1.20
06662	A	550-1500	.90
32-1063	A	550-3260	.75
32-1100	A	550-1500	.60
32-1171	A	520-4000	1.20
32-1198	A	550-1500	.80
32-1256	A	540-4000	.70
32-1310	A	550-1720	1.00
32-1379	A	540-1720-4200-12000	1.20
32-1397	A	530-1720	.70
32-1412	A	540-1720-5500-16000	1.20
32-1421	A	540-1720	.70
32-1422	A	540-1720	1.20
32-1468	C	550-22500	3.00
32-1482	A	540-1720-4200-12000	1.20
32-1656	A	550-1500	.70

ANTENNA COILS

Part No.	Type	*Freq. Range K.C.	List
03360	A	550-1500	\$0.80
04981	A	550-1500	.70
32-1062	A	550-3260	1.00
32-1069	A	550-1500 (Large)	.90
32-1182	A	4.0-23.0 Megacycles	.70
32-1183	A	540-4000	.70
32-1197	A	550-1500	.90
32-1208	A	520-2470	.70
32-1255	A	520-4000	.70
32-1270	A	530-4000	.70
32-1271	A	4.0-23.0 Megacycles	.90
32-1360	A	540-1720-4200-13000	.90
32-1378	A	540-1720-5500-12000	1.20
32-1388	A	540-1500	.60
32-1396	A	530-1720	.70
32-1420	A	540-1720	.70
32-1467	C	550-22500	3.00
32-1481	A	540-1720-4200-12000	.90

POWER-AMPLIFIER PARTS

NOTE: To obtain the frequency listed for the above coils, the proper tuning condenser must be used. Your distributor can advise you the part number of condenser to use in any case.

POWER TRANSFORMERS

See Page 28 for HIGH-VOLTAGE CONDENSERS

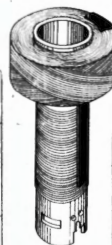
No. Tubes	Voltages and Currents	Watts Input	Dimensions			Mtg. Holes	Part No.	List Price
			Length	Width	Height			
4 Type 50 1 8S or 5Z3	1000 V. (220 M. A.), 7.5 V. (3.0 A.), 5.0 V. (3.0 A.)	220	5 3/4"	3 13/16"	5 13/32"	3 3/4 x 5/8"	32-7067	\$30.00
2 Type 50 2 Type 81	1200 V. (110 M. A.), 7.5 V. (2.5 A.), 7.5 V. (2.5 A.)	110	4 3/4"	3 13/16"	5 13/32"	3 x 3 3/8"	32-7082	36.00

FILTER CHOKES

Inductance (Henries)	@ Current (M. A.)	D. C. Resist. (Ohms)	Dimensions		Mtg. Hole Spacing	Part No.	List Price
			L.	H.			
4.0	130	150	2 3/4" x 1 3/4" x 2 3/8"	2 3/8"	5643	\$1.80	
4.75	150	80	2 11/16" x 2 7/16" x 3 3/4"	2 3/8" x 2 1/8"	32-7056	2.20	
5.0	220	70	3 3/4" x 3 3/4" x 4 13/32"	2 3/4" x 2 11/16"	32-7068	9.50	
6.5	150	200	2 3/4" x 2 3/4" x 3 5/8"	2 11/16" x 2"	3422	3.00	
7.5	130	285	2 3/4" x 1 1/16" x 2 5/16"	2 3/8"	4819	1.80	

OUTPUT TRANSFORMERS


Tubes in Output	Current Ea. Half Pri.	Pri. Impedance	Sec. Impedance	Dimensions	Part No.	List Price
P. P. 50's	55 M. A.	8300 ohms	500 ohms	2 11/16" x 2 7/16" x 3 3/4"	32-7034	\$23.00
P. P. 42's	35 M. A.	13000 ohms	1000 ohms	2 11/16" x 2 7/16" x 3 3/4"	32-7255	15.00
Parallel P. P. 50's	110 M. A.	4350 ohms	250 ohms	2 11/16" x 2 7/16" x 3 3/4"	32-7069	8.50



INDIVIDUAL COILS

For Single Bands
ANTENNA COILS

Part No.	Range	List Price
32-2108	530-1720 KC	\$1.60
32-2142	5.7-18.2 MC	1.20
32-2119	2.3-7.4 MC	1.20
32-2109	7.4-22.0 MC	1.20
32-2185	4.7-7.4 MC	1.20
32-2175	7.4-11.6 MC	1.20
32-2146	1.58-4.75 MC	1.20
32-2183	11.5-18.2 MC	1.20



R. F. COILS

Part No.	Range	List Price
32-2105	530-1720 KC	\$1.00
32-2106	2.3-7.4 MC	.70
32-2126	7.4-22.0 MC	.70
32-2178	4.7-7.4 MC	.70
32-2177	7.4-11.6 MC	.70
32-2176	11.5-18.2 MC	1.20
32-2147	1.58-4.75 MC	.70

OSCILLATOR COILS

Part No.	Range	List Price
32-2120	530-1720 KC	\$1.00
32-2143	5.7-18.2 MC	.70
32-2121	2.3-7.4 MC	.70
32-2110	7.4-22.0 MC	.70
32-2186	7.4-11.5 MC	.70
32-2182	11.5-18.2 MC	.70
32-2149	1.58-4.75 MC	.70
32-2104	530-1600 KC	1.00
32-2198	1.58-4.75 MC	.70
32-2199	4.7-7.4 MC	.70

Use tuning condensers with section capacity .000325.

CONTROL KNOBS for Any Make Radio . . .

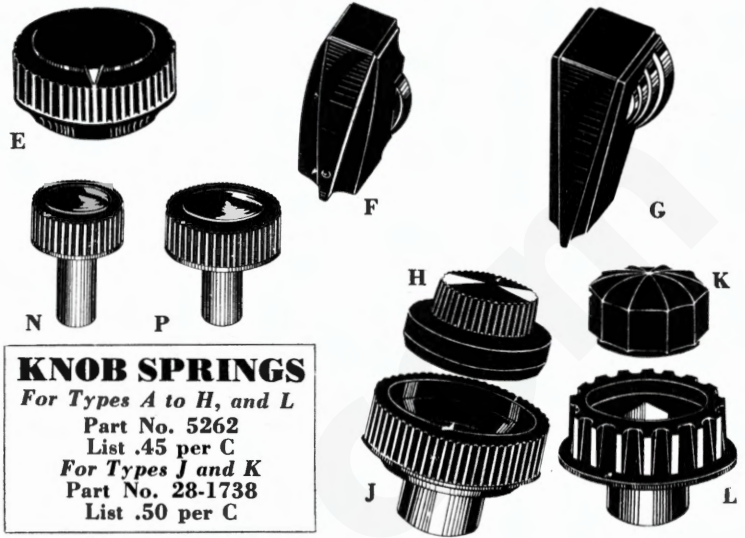
See Page 9
for Auto Radio
Knob Kit



Here is a complete variety of knobs for every possible service, replacement or set-building need. All these types have been or are now used on PHILCO home radios, so they are suitable for every possible style of cabinet. All are designed for 1/4" shaft and have built-in spring except types N and P which are designed for special slotted shaft used in PHILCO Models 600 and 602.

PART NO.	DESCRIPTION	TYPE	LIST PRICE
03063	Brown bakelite knob, 1 1/4" wide	A	\$0.10
03064	Brown bakelite knob, 1" wide	A	.10
03334	Black bakelite knob, 1" wide	A	.10
06923	Ivory knob, 1" wide	A	.20
27-4032	Ivory knob, 1 1/4" wide	A	.25
03437	Brown bakelite knob, tapered, 3/4" wide at bottom	B	.05
27-4051	Black hex knob, 1" wide	C	.10
27-4052	Black hex knob, 1 3/16" wide	C	.10
27-4282	Brown hex knob, 1 3/16" wide	C	.10
27-4284	Brown hex knob, 1" wide	C	.10
27-4140	Black octagonal knob, 1 3/4" wide	D	.10
27-4208	Black knurled, built-in pointer	E	.10
27-4291	Black knurled, Set Screw in side	E	.10
27-4332	Brown knurled, built-in pointer	E	.10
27-4225	Wave band type (hole in center)	F	.10
27-4326	Wave band type (hole at end)	G	.10
27-4207	Slow-speed knob (1936 Philcos)	H	.10
27-4331	Slow-speed knob (1937 Philcos) (Brown)	H	.10
27-4206	Main tuning knob (1936 Philcos)	J	.10
27-4330	Tuning knob (1937 Philcos) Brown	J	.10
27-4140	Slow-speed knob (1935 Philcos)	K	.10
27-4139	Main tuning knob (1935 Philcos)	L	.10
27-4321	Brown knurled, without pointer	E	.10
27-4308	Knurled Brown knob for slotted shaft, 1 1/8" dia.	N	.10
27-4309	Knurled Brown knob for slotted shaft 7/8" dia.	P	.10

THESE KNOBS WILL SERVICE
6,000,000 PHILCO HOME RADIOS



KNOB SPRINGS

For Types A to H, and L

Part No. 5262

List .45 per C

For Types J and K

Part No. 28-1738

List .50 per C

Sell New Knobs . .

with this **KNOB DISPLAY CARD**

FOR WALL OR
COUNTER

An entirely new way to sell new style knobs to old-set owners. Containing a number of complete sets of knobs, from two to five in a set, done up in cellophane packages, this card makes an ideal counter or wall display so that the packages almost sell themselves. Any dealer or serviceman can do a nice extra-profit business on this item. Keep one on your counter; take one along on service calls.



Part No. 45-1227

PHILCO Knob Display Card Complete

LIST
\$7.60

A
VERY
USEFUL
KIT



Part. No.
45-1237

KNOB ASSORTMENT for 1936-1937 Philcos

Covers all the New Philco
Home Radio Sets

If you service many PHILCOs, you need this knob assortment. These knobs fit either new or old PHILCOs; the assortment covers all the 1936-1937 models. Contains a total of 88 knobs; 18 styles. A splendid investment.

COMPLETE
TABLE OF
CONTENTS IN
LID OF BOX

\$9.40


List Price

SEE
PAGE
31

for
a
kit
of
Sockets
&
Eyelets

TUBE SOCKETS

Wafer type tube sockets made of special tough fibre, with special retaining spring contacts assuring perfect connection at all times. Complete with mounting rivets.



SEE PAGE 31 FOR
SPECIAL ASSORTMENT

Part No.	Center to Center of Mtg. Holes	Number of Terminals	List Price
27-6019	1 1/8"	4	\$0.10
27-6013	1 1/8"	5	.11
27-6020	1 1/8"	6	.11
27-6012	1 1/8"	7	.10
27-6043	1 1/8"	4	.08

(Speaker plug socket) (3 large—1 small)

FOR OCTAL BASE TUBES (Glass or Metal)

27-6057	1 1/8"	7	.11
27-6058	1 1/8"	8	.11
27-6053	1 1/8"	7 (rectifier)	.11
27-6052	Special Mtg.	7 (rect., mid. on Power Trans.)	.11


Universal Replacement VOLUME CONTROLS

DESIGNED TO FIT ANY MAKE OR TYPE OF SET

EXTRA LONG SHAFT

You can replace the volume control in almost any standard make or type of radio from this complete line of values in PHILCO'S Universal Replacement Volume Controls. The extra long shaft (1 5/8") can be cut off to any required length; shaft is tapered full length so as to fit any chassis or knob. Afford gradual continuous control of volume. PHILCO quality throughout.

Available with or without on-off switch. A 3/8" long bushing and 1/16" hex nut furnished with each control.



Type with Switch

Part No. with Switch	Part No. without Switch	Resistance	Direction of Rotation
33-5027	33-5041	2 meg.	Clockwise
33-5028	33-5042	1 meg.	
33-5029	33-5043	500,000 ohms	
33-5030	33-5044	250,000 ohms	
33-5031	33-5045	100,000 ohms	
33-5077	33-5078	50,000 ohms	
33-5079	33-5080	30,000 ohms	
33-5032	33-5046	20,000 ohms	
33-5034	33-5048	12,000 ohms	
33-5081	33-5082	10,000 ohms	
33-5035	33-5049	8,000 ohms	Counter Clockwise
33-5036	33-5050	5,000 ohms	
33-5037	33-5051	50,000 ohms	
33-5038	33-5052	20,000 ohms	
33-5039	33-5053	500,000 ohms	
33-5040	33-5054	Tapped 100,000 ohms at mid point of rotation 2,000 ohms Tapped 25 ohms at 1/2 rotation	Clockwise

ALL UNIVERSAL MOUNTING TYPE

LIST PRICE

of any one

With Switch \$1.45

Without Switch . . \$1.00


STANDARD DISCOUNTS

Insulating Washers (for use in mounting)

Large #409201 Ea.

Small #428601 Ea.

PILOT LAMPS for HOME RADIO AUTO RADIO




Conservative voltage ratings insure long life. These pilot lamps are the same quality as used in standard Philco receivers.

Part No.	Volts	M. A. Current Rating	Color of Bead	Type	Used in	List Price
3463	2.5	450	White	D	A.C.-D.C. and some A.C. Sets	\$0.09
4567	6.3	150	Brown	D	D.C. Sets	.09
5316	2.0	60	Pink	D	Battery Sets	.20
6608	6-8	250	Blue	D	A.C. Sets	.09
34-2031	6.3	180	White	B	Auto Radio and Models 16 and 144 (code 125)	.10
34-2038	6-8	540	White	C	Ford Car Radio	.07
34-2039	6.5	400	White	C	{Auto Radio 1937 Home Radio	.07
34-2040	6-8	200**	White	C	Model 201 and Auto Radio	.07
34-2047	3.2	350	Green	D	Extra Long Life Replacement for 2.5 V.	.12
34-2064	6-8	250	Blue	A	1936 A.C. Sets	.09
34-2065	2.0	60	Pink	A	1936 Battery Sets	.22
34-2068	6.3	150	Brown	A	Models 611, 641 and 642	.12
34-2150	2.1	120	White	A	1937 Battery Sets	.22

**At 7.5V.

SWITCHES: Rotary and Toggle



Rotary



Toggle

Philco on-off switches are furnished for panel and chassis mounting and are available in both rotary and toggle types. The necessary mounting and lock nuts are provided. Will carry current up to 3 amperes.

Part No.	Description	Length of Threaded Shank	Length of Shaft Only	List Price
6498	S. P. S. T., Rotary	1/4"	1 1/16"	\$0.45
3253	S. P. S. T., Toggle	1 3/32"45
3675	S. P. D. T., Rotary	7/32"	5/8"	.60
3116	S. P. D. T., Toggle	3/16"60
6780	4 P. S. T., Rotary	5/16"	2 1/32"	1.50
4705	D. P. S. T., Rotary	9/32"	3/8"	1.20
8170	D. P. D. T., Rotary	9/16"	9/16"	1.00
171	D. P. D. T., Rotary	9/16"	9/16"	3.00

* 2-Position and OFF.


POTENTIOMETERS



For use in balancing out or controlling hum in A.C. tube filament circuits, or in biasing grid hum-control circuits. Careful design gives even resistance increase and extra-smooth operation. PHILCO quality construction throughout.

Part No.	Resistance	List Price
3096	6 Ohms	\$0.60
3086	20 Ohms	.70
5650	40 Ohms	.70
33-5111	60 Ohms	.70

Dealers' Complete CABINET TOUCH-UP KIT



At the request of many dealers and servicemen, Philco has prepared a new cabinet touch-up kit containing all of the necessary materials for retouching and re-finished radio cabinets. In this kit are such items as lacquer, sealer, touch-up wax and the various materials that are

required to do a good touch-up job on any radio cabinet. The quantities are sufficient to last the average dealer at least a year, and any items in the kit which require replacement can be readily obtained from your Philco distributor. Every dealer and serviceman who has occasion to do furniture refinishing of any kind should have one of these complete Philco kits.


Order from your Philco distributor now.

Part No. 45-1033—Philco Touch-Up Kit List Price, \$17.25

CHASSIS TEST Mallet

Extremely useful for locating noises, loose connections, etc.

Every serviceman needs this extremely useful tool for testing chasses and to locate loose connections. Same type as used in chassis test section of PHILCO factory. Light polished wood handle, rubber faces on head. With this tool to make a final check, no chassis can possibly leave your shop with doubtful connections or loose parts.



Part No. 45-2312 List Price, \$1.00

SOCKET WRENCH KIT



A kit of four sockets and two handles, long and short, for hex head nuts, screws and bolts. Specially hardened steel of the highest grade. Kit contains the following parts: 1 handle (long); 1 handle (short); one socket, 1/4"; one socket, 5/16"; one socket, 3/8"; one socket, 7/16".

- Part No. 7016—Wrench Kit Complete—List Price \$2.75
- Part No. 7019—1/4" socket only—List Price40
- Part No. 7020—5/16" socket only—List Price40
- Part No. 7021—3/8" socket only—List Price40
- Part No. 7022—7/16" socket only—List Price40
- Part No. 45-2316—3/16" socket only (not included in kit) . . .40
(for use on 1937 Philcos)

See Page 31 for COMPLETE TOOL KIT

FURNITURE POLISH FOR RADIO USE

PHILCO SPECIAL CABINET POLISH

The latest product of the Philco chemical laboratories, developed after numerous extensive tests. Designed to give a high gloss finish with a minimum of time and effort. Features:

- Very economical to use.
- Ideal for all fine furniture.
- Does not leave a sticky surface.

Part No. (8-oz. bottle) 45-1175 . . List Price \$0.55
Part No. (Case of 6 bottles) 45-1176
List Price \$3.30



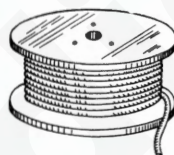
SOLDER WIRE—In Handy Spools

Latest development in radio solder. Special rosin core. Assures a neat, clean connection. Saves time and labor. Furnished in handy one-pound spools only.



Philco Solder, 1-lb. Spool—Part No. 45-1123 List Price \$1.25

See Page 32 for Special Display Package



DRIVE CABLE for TUNING CONDENSERS

- Part No. 3484—Flexible Metal Cable.
List Price Per ft. \$0.17
- Part No. 27-7755—Black Cord, Non-Slip Per ft. .05
- Part No. 45-1135—Spool of 25' (Black Cord) 1.25
(Includes a supply of metal clips)



Type A



Type B
List Price

TUBE SHIELDS

Made of heavy gauge metal, highly polished. Same as used in standard Philco receivers. Ample heat-ventilation holes.

Part No.	Type	Description	List Price
8005	A	(Round) Large, fits over base	\$0.10
8004	A	Base for same01
28-1107	A	(Round) Small, fits inside base10
28-1108	A	Base for same02
28-2726	B	(Square) Open Top10
28-2725	B	Base for same02

PLUGS



Plug for use in standard phone jack. Flat type, with semi-automatic release. Has many uses in service and experimental work. Highest grade construction.

Part No. 45-2107
List Price
each \$0.75

JACKS




Plug receptacle for baseboard or wall outlet use. Ideal for connecting remote or auxiliary speaker, or headphones so as to permit reception in bedroom, kitchen, etc. Fits all standard depth wall-boxes. Complete with composition plate.

Part No. 8304
List Price
\$1.60

OUTLETS

This radio outlet provides aerial, ground and power connections from a one-gang outlet. Fits all standard depth wall boxes.


Aerial, ground and power connections are plainly marked on receptacle. The aerial and ground plug has blades set at an angle, which prevents insertion in the power slots of receptacle. Standard plug furnished on radio fits the power slots only. Firm positive contacts replace the loose fit of ordinary radio plug connections. A divider plate keeps Aerial, Ground and Power circuits separated in wall box.




Part No. 8307
List \$3.20

TUNING CONDENSERS : for Experimenters or Serviceman


These high-grade tuning condensers are precision designed and built with extreme care throughout, made to the highest standards of accuracy. The split plates maintain perfect balance throughout the entire range of a rotation, giving a smooth even increase or decrease in capacity. Highly recommended for either experimental or replacement use.




Style A



Style B



Style C



Style D

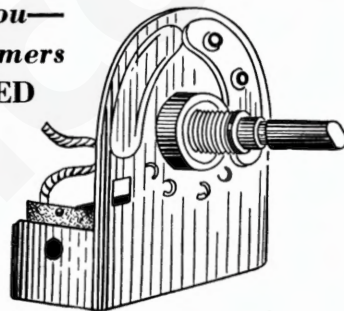


Style E

Style	No. of Sections	Capacity per Sect. (mmfd.) Max. Min.	Shaft Specifications Length Dia. Type End	Type Drive	Built-in Padders	Notes	Part No.	List Price
A	4	459 19	1 3/8" x 1/4" Standard	Reduction	Yes	Furnished with drive and scale (55-150 kc) Two-piece shaft. Main shaft 3/8" dia.	31-1218	\$8.70
B	3	442 4.5	1 3/8" x 1/4" Standard	Reduction 50-1	No		31-1526	4.00
C	3	370 18	1 1/8" x 3/8" Plain Cyl.	Direct	Yes	31-1098	3.00	
D	2	439 4.5	1 3/8" x 1/4" Standard	Reduction 50-1	No	31-1527	3.00	
E	2	335 18	1 1/8" x 1/4" Standard	Direct	Yes	31-1049	2.10	

Install . . . TONE CONTROLS

**EXTRA PROFITS for you—
BETTER TONE for Customers
VERY EASILY INSTALLED**



Here is a big opportunity for profit to the live serviceman—installing tone controls on earlier model sets not equipped with this feature. Enables customer to adjust tone to his taste on all programs. Easily and quickly installed as follows: Drill 3/8" hole for tone control shaft. For sets with push-pull output, connect tone control to plate of first audio (or combined detector and first audio) tube. For sets with single output tube connect tone control to plate of same. Then ground tone control frame to chassis of set.

No. of Positions	Capacities of Positions	Part No.	List Price
2	0, .02 mfd.	05153	.50
2	.01, .02	30-4318	.50
4	0, .015, .025, .035	04787	.75
4	0, .003, .006, .009	30-4204	.75

**FAMOUS
PHILCO
"680"**

FIDELITY CONTROL


Variable-Coupling I. F. Amplifier

FOR BUILDING HIGH-FIDELITY RECEIVERS

Use this standard PHILCO fidelity (bass-treble) control unit to build your high-fidelity receiver. Three stage I.F. amplifier, continuously variable coupling giving extreme (2 K.C.) selectivity or extreme broad tuning (high-fidelity), when used with suitable R.F. Built-in sensitivity control; moisture-proof compensators.

Features:

- Litz-wound coils
- Completely shielded
- Cadmium-plated fittings
- Smooth, noiseless operation
- Maximum usable amplification



This is the identical unit used in the famous PHILCO Model 680, 15-tube super-high-fidelity receiver (which retails for \$275.00).

Part No. 38-7013 List Price

\$15.00

Replace Old Speakers with NEW PHILCO Dynamics

... Improve Old-Set Performance 100%!



Type "D"
Depth 2 1/4"


Diameter 5"



"B" Types
Diameter 5"—Depth 2 1/4"



"K" and "S" Types
Diameter 7 1/2"
Depths: K—4 3/4"
S—3 3/4"



"U" and "W" (Auditorium Types)
"W" Type: Diameter 14"
Depth 7 1/2"
U: Diameter 11"
Depth 6 1/2"



"H" Types
Diameter 11"
Depth 5 3/8"



"KR" Types
(Permanent Magnet)
Diameter 7 1/2"
Depth 4 1/4"

SELECT A SPEAKER to meet your needs, from this COMPLETE VARIETY

For use with Output of	Field Res. (Ohms)	Approx. Field Watts	Output Trans. Imped. (Ohms)	Voice Coil Imped. (Ohms)	Model No.	Part No.	List Price
Any type; depends on output trans. used.	4	8	not incl. transf.	5	D*	36-1175	3.75
25A6	2600	4	4400	1	B-4	36-1194	\$6.00
6K6	1140	4	7400	1	B-6	36-1205	6.00
1-42 as pentode	1140	6	7400	1	S-7	36-1009	5.75
1-43 as pentode	2850	6	4000	1	S-15	36-1173	5.75
PP 47's as pentodes	3275	8	12500	1.25	K-6	02821	7.25
PP 42's as triodes	1125	8	5900	1.25	K-17	36-1025	7.25
1-42 as pentode	1125	8	7100	1.25	K-21	36-1055	7.25
1-42 as pentode	660	8	7200	1.25	K-23	36-1060	7.25
PP 71A's or 45's	3275	8	5900	1.25	K-24	36-1067	7.25
1-47 as pentode	3275	8	7100	1.25	K-25	36-1068	7.25
1-43 as pentode	2850	8	4300	1.25	K-27	36-1120	7.25
PP 42's as pentodes	3275	8	12500	1.25	H-12	36-1006	8.25
PP 42's as triodes	1125	8	5900	1.25	H-13	36-1036	8.25
1-42 as pentode	1125	8	7100	1.25	H-15	36-1057	8.25
PP 45's	3275	8	5900	1.25	H-17	36-1064	8.25
1-47 as pentode	3275	8	7100	1.25	H-18	36-1065	8.25
1-42 as pentode	660	8	7200	1.25	H-22	36-1161	8.25
PP 42's as triodes	1450	12	5700	3.90	U-7	36-1108	15.00
PP 6A3's (class A)	1450	12	3200	3.90	U-9	36-1162	16.00
PP 42's as triodes	1450	12	5700	2.28	U-2	36-1019	15.00
PP 6A3	350	12	8000	3.90	W	36-1219	22.50
1-19 (class B)	Perm. Mag.	Perm. Mag.	17000	5	KR-17	36-1248	10.00
PP 43's as pentodes	"	"	7000	5	KR-18	36-1249	10.00
1-19 (class B)	"	"	17000	5	HR-12	36-1250	11.00
PP 43's as pentodes	"	"	7000	5	HR-13	36-1251	11.00

* Type D especially recommended for auto-radio sets. Types KR and HR for battery sets.



FOR YOUR PUBLIC ADDRESS installation Use PHILCO "U" or "W" SPEAKERS
Full range; Moderate price

Many of your customers with old model sets who are not yet ready or able to purchase a new set can easily be sold a new PHILCO dynamic speaker when demonstrated the great improvement in tone and volume. Simply show them how much better it will make their set sound at only a few dollars investment. All that is necessary to install a PHILCO speaker is to ascertain the field current and resistance requirements and the output tubes in the set, refer to the list herewith, and select a speaker of suitable size and price to fit the customer's purse. In many cases, mounting the new speaker on a wall baffle or in a separate cabinet will greatly improve performance.

SPEAKER PLUGS & CABLE

Standard plug with 18" cable
With 4-wire cable
Part No. 02722 . . . List Price \$0.30
With 3-wire cable
Part No. 36-3009 . . . List Price .35
With 2-wire cable
Part No. 36-3291 . . . List Price .25
Plug Only . . . See Page 20



SPEAKER CABLE

Special 4-wire cable, each lead rubber and cotton insulated; cotton outer braid.
Part No. L-1055, per ft. . . . List Price .15
Standard 4-wire cable
Part No. L-1632 per ft. . . . List Price .06

Extra Profits in EXTENSION SPEAKERS

Just what the serviceman has long wanted—a PHILCO high quality extension speaker of the permanent magnet type, in an attractive mantel type cabinet—at a very reasonable price.

Equipped with output transformer (2000 ohms resistance) and on-off switch, this speaker is complete and all ready to attach to almost any standard receiver. Consumes practically no current—a number of them can be used on one installation with very little drain.

Think of the opportunities for placing these speakers: sunporch kitchen, sickrooms, den, garden, etc. A splendid profit item for you



List Price \$15.00

Part No. 45-1224

SPEAKER field EXCITERS

For Supplying Current to External Speakers of Dynamic Type

A field supply exciter is necessary when attaching a dynamic speaker to a receiver which does not provide for field current supply—such as older sets using magnetic type speakers. An exciter is also required when installing extra dynamic speakers at some distance from the set. Simply connect the exciter to the nearest A.C. outlet and attach its output to the field coil terminals of the speaker.

Exciter for use with single "H" or "K" type speaker.
Complete, List Price \$16.00
Part No. 37-1027

Exciter for use with single "U" type speaker.
Complete, List Price \$17.00
Part No. 37-1152


Exciter for use with 2 to 4 "H" or "K" type speakers.
Complete, List Price \$46.00
Part No. 37-1032

Grille Silk for Speakers:

FIVE POPULAR DESIGNS


Now you can make your selection from five popular styles of grille silks—the same as used in standard PHILCO radios. You will find many uses for this material—to replace damaged grilles; for building special sets or speakers, installing wall speakers, etc., etc. All are rich designs which harmonize with any type of woodwork or furniture. Sold by the yard, strips of width specified below.

Style 44-1178




Width of bolt 54"
List price per yd. \$3.60

Style 44-1180




Width of bolt 54"
List price per yd. \$3.00

Style 44-1179



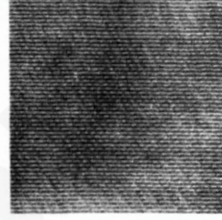
Width of bolt 45"
List price per yd. \$2.10

Style 44-1177



Width of bolt 50"
List price per yd. \$3.00

Style 44-1181



Width of bolt 45"
List price per yd. \$2.40

HIGHEST GRADE **HOOK-UP WIRE** for Service Work

Push-back

Same Quality used in New PHILCO Radios

SINGLE CONDUCTOR

Part No.	Color	Description	Insulation	List Price Spool 100'
980-000	Brown	No. 22 tinned	Paper; rubber; cotton	\$1.50
931-000	Green	No. 22 tinned	Rubber; cotton; paper	1.50
932-000	Red	No. 22 tinned	Rubber; cotton; paper	1.50
933-000	White	No. 22 tinned	Rubber; cotton; paper	1.50
934-000	White; black tracer	No. 22 tinned	Rubber; cotton; paper	1.50
936-000	Blue	No. 22 tinned	Paper; cotton	1.50
937-000	Orange	No. 22 tinned	Paper; rubber; cotton	1.50
921-000	Black, white tracer	No. 18 tinned	Cotton; rubber; cotton	1.50
922-000	Brown	No. 20 tinned	Paper impreg.; rubber	1.05
920-000	Black	No. 16 tinned	Cotton impreg.; cotton	1.50

EVERY TYPE USED IN ALL KINDS of SERVICE WORK



PHILCO HOOK-UP WIRE ASSORTMENT

A selected assortment of 12 rolls of the quality hook-up wire listed on this page (nine 100' rolls and three 50' rolls). Includes both single and stranded types, every type a different color insulation. Handy spool forms makes for easy removal of desired length. This kit will last a long time and save you a lot of trouble.

Part No. 45-1262.
List Price \$12.50

STRANDED or BRAIDED

PART NO.	COLOR	Description	Insulation	LIST PRICE SPOOL 100'
941-000	Braided; white	32 strands No. 40 tinned	Cotton braid	\$1.55
943-000	Braided; maroon	16 strands No. 36 tinned	Cotton braid	1.55
944-000		16 strands No. 36	1/32" rubber	1.35
952-000		26 strands No. 34	3/64" rubber	2.35
949-000	Black; white tracer	41 strands No. 30 tinned	Paper; rubber; cotton lac'd	3.00
950-000	Black	26 strands No. 30 tinned	Impreg. paper; rubber; cotton lac'd	2.35
951-000	Red	26 strands No. 30 tinned	Impreg. paper; rubber; cotton lacquered	2.35
946-000	Black	16 strands No. 30 tinned	Impreg. paper; rubber; cotton	1.75
955-000	Yellow	16 strands No. 30 tinned	Paper; rubber; cotton lac'd	1.75
956-000	Blue	16 strands No. 30 tinned	Paper; rubber; cotton lac'd	1.75
957-000	White	16 strands No. 30 tinned	Paper; rubber; cotton lac'd	1.75
958-000	White; black tracer	16 strands No. 30 tinned	Paper; rubber; cotton lac'd	1.75
945-000	Black	10 strands No. 30 tinned	Impreg. rubber; cotton lac'd	1.55
910-000	Brown	7 strands No. 30 tinned	Impreg. paper; rubber; cotton	1.25
911-000	Green	7 strands No. 30 tinned	Impreg. paper; rubber; cotton	1.25
912-000	Red	7 strands No. 30 tinned	Impreg. paper; rubber; cotton	1.25
913-000	White	7 strands No. 30 tinned	Impreg. paper; rubber; cotton	1.25
914-000	White-black tracer	7 strands No. 30 tinned	Impreg. paper; rubber; cotton	1.25
916-000	Blue	7 strands No. 30 tinned	Impreg. paper; rubber; cotton	1.25
917-000	Orange	7 strands No. 30 tinned	Impreg. paper; rubber; cotton	1.25

BUS WIRE (Bare Copper Tinned)

960-000	No. 16	\$0.72
961-000	No. 18	.55
962-000	No. 20	.42
963-000	No. 22	.35


COPPER WIRE; FLAT BRAID

967-000	Stranded wire	7 strands No. 22	\$0.75
968-000	Flat braid	1/4" width	2.50
969-000	Flat braid	3/8" width	1.30
971-000	Flat braid	3/4" width	12.50
976-000	Braided wire	32 Strand No. 40	1.55

ENAMELED COPPER WIRE

L-1571	No. 14	Black enamel	\$1.05
L-1864	No. 20	Black enamel	.50
L-1838	No. 22	Black enamel	.38
L-1051	No. 24	Black enamel	.31
L-1084	No. 26	Black enamel	.28
L-944	No. 28	Black enamel	.23

Speaker PLUGS and SOCKETS



Made of high-grade bakelite. Three large prongs, one small prong. Made up in two parts, so that cable connections can be made and then concealed.



Part Nos. 2801 and 2802
List Price (both) .10


Female connector
Part No. 4539...List Price \$0.30
Cap: Part No. 4885...List Price .10

AERIAL WIRE . . . LEAD-IN

Part No.	Description	Wire Used	Insulation	List Price 100'
L-1831	Standard	7 strands No. 24	\$1.00
L-1640	Special Short-wave	7 strands No. 20	Enamel	2.00
L-1534	Indoor Antenna (Brown)	20 strands No. 36	Rubber; cotton braid	1.20
L-1383	Shielded Antenna	26 strands No. 34 tinned	Impreg. braid; braided metal outer shield	10.00
L-1642	Lead-In	26 strands No. 30 tinned	White rubber	1.70
L-1641	Lead-In	26 strands No. 30 tinned	Black rubber	1.70
L-1556	Transmission Line (black)	2-Conductor Twisted Each 7 strands No. 30	Cotton; rubber; black outer braid	3.00
L-1591	Transmission Line (Ivory color)	2-Conductor Twisted Each 7 strands No. 30	Cotton; rubber; Ivory outer braid	3.00



L-1640 \$2.00 C'



L-1642 \$1.70 C'

PHILCO Parts . . .

for GENERAL REPLACEMENT . . .

SERVICE . . SET-BUILDING

The parts listed on the following pages are genuine PHILCO quality, designed, built and tested to the same high standards as PHILCO receivers—in fact, most of them are actually used in one or more models of PHILCO radio. You can install these parts with the absolute assurance of a satisfactory repair job and a pleased customer. Ample selection—highest quality throughout.

POWER TRANSFORMERS

for Any Size or Type Radio




These standard PHILCO power transformers are correct for replacement and ideal for set-building. Just select the size and type you need from the complete specifications given below.

Built to withstand severest climatic conditions; Universal mounting—standard type (at left) is furnished with mounting sleeves to facilitate wiring underneath. Will withstand continuous operation; positively no hum.

NOTE: Any transformer listed here can be furnished for 25-cycle or 220-volt operation at slight extra cost.


If you do not know what transformer to use for your purpose, write your distributor's Service Department.

STANDARD MOUNTING TYPE



Standard Mounting

- ★ Universal Mounting
- ★ Fully Shielded
- ★ Made Oversize
- ★ Quality Construction Throughout



Flush Mounting

No. of Tubes in Set	Part No.	Suggested Tube Combinations	Secondary Voltages	Input (Watts)	Center to Center of Mtg. Holes	Mounting Hole Size	List Price
3	5785	1-24, 1-27, 1-80	340, 2.5, 5.0	30	2 1/8" x 2"	1 1/8"	\$3.25
4	7421	2-77, 1-42, 1-80	630, 6.3, 5.0	46	2 1/8" x 2 1/4"	1 1/8"	3.25
5	8046	1-6A7, 1-78, 1-75, 1-42, 1-80	680, 6.3, 5.0	60	2 1/8" x 2 1/4"	1 1/8"	3.50
6	8046	2-44, 1-36, 1-75, 1-42, 1-80	680, 6.3, 5.0	60	2 1/8" x 2 3/8"	1 1/8"	3.50
	3516	2-24, 1-27, 2-45, 1-80	750, 2.5, 2.68, 5.0	95	2 7/8" x 2 7/8"	1 1/8"	7.50
	32-7137	1-6A7, 2-78, 1-75, 1-42, 1-80	680, 6.3, 5.0	65	2 1/8" x 2 3/4"	1 1/8"	4.00
	32-7234	1-6A7, 2-78, 1-75, 1-42, 1-80	746, 6.3, 5.0	70	2 1/8" x 2 3/4"	1 1/8"	4.25
7	3073	4-26, 1-27, 1-71A, 1-80	375, 1.55, 2.47, 4.85, 4.80	50	2 3/4" x 2 1/2"	1 1/8"	7.50
	4234	3-24, 1-27, 2-71A, 1-80	700, 2.5, 5.0, 5.0	75	2 7/8" x 2 7/8"	1 1/8"	7.00
	3868	3-24, 1-27, 2-45, 1-80	750, 2.67, 2.68, 5.0	105	2 7/8" x 3 1/8"	3/8" x 3/8"	9.00
	4813	3-24, 1-27, 2-45, 1-80	700, 2.5, 2.5, 5.0	75	2 7/8" x 3 1/8"	3/8" x 3/8"	7.00
	5117	4-24, 1-27, 1-47, 1-80	665, 2.5, 2.5, 5.0	80	2 7/8" x 2 5/8"	1 1/8"	6.50
	6457	3-44, 1-36, 1-37, 1-42, 1-80	740, 6.3, 5.0	80	3 1/8" x 2 1/8"	1 1/8"	6.50
8	32-7462	1-6A7, 2-78, 1-85, 2-42, 1-80	710, 6.3, 5.0	85	3 3/8" x 2 1/8"	1 1/8"	6.00
	3271	4-26, 1-27, 2-71A, 1-80	575, 1.5, 2.47, 4.8, 5.0	70	2 3/4" x 3 1/8"	1 1/8"	7.50
	3400	4-26, 1-27, 2-45, 1-80	750, 1.55, 2.5, 2.68, 5.0	95	2 7/8" x 2 7/8"	1 1/8"	7.50
	7074	2-37, 1-36, 3-44, 1-42, 1-80	685, 6.3, 5.0	65	2 1/8" x 2 1/2"	1 1/8"	4.50
9	32-7111	1-6A7, 2-78, 1-75, 3-42, 1-80	760, 6.3, 5.0	110	3 1/8" x 3 1/8"	1 1/8"	6.75
	4938	4-24, 2-27, 2-45, 1-80	750, 2.5, 2.5, 5.0	95	2 7/8" x 3 3/8"	1 1/8"	7.50
	3752	3-24, 3-27, 2-45, 1-80	750, 2.67, 2.68, 5.0	115	2 7/8" x 3 1/8"	3/8" x 3/8"	8.00
	5362	3-24, 4-27, 1-47, 1-80	630, 2.5, 2.5, 5.0	95	2 7/8" x 2 1/8"	1 1/8"	6.25
10	6072	2-35, 1-24, 3-27, 2-47, 1-80	660, 2.55, 2.5, 5.0	100	2 7/8" x 3 1/8"	1 1/8"	6.25
	6804	2-44, 1-36, 3-37, 2-42, 1-80	700, 6.3, 5.0	95	2 1/8" x 3 3/8"	1 1/8"	5.50
	6554	3-44, 1-36, 3-37, 2-42, 1-80	670, 6.3, 5.0	90	2 7/8" x 2 3/8"	1 1/8"	5.25
11	32-7258	1-6A7, 3-78, 1-37, 1-75, 3-42, 1-5Z3	780, 6.3, 5.0	130	2 7/8" x 3 1/2"	1 1/8"	7.50
	4446	4-24, 4-27, 2-45, 1-80	750, 2.67, 2.68, 5.0	105	2 7/8" x 3 3/8"	1 1/8"	7.00
	5594	4-24, 4-27, 2-47, 1-80	660, 2.67, 2.68, 5.0	105	2 7/8" x 3 1/4"	1 1/8"	7.00
	6672	4-44, 4-37, 2-42, 1-80	720, 6.3, 5.0	115	3 1/8" x 2 1/8"	1 1/8"	7.50
	32-7080	1-6A7, 3-78, 2-37, 1-77, 3-42, 1-80	720, 6.3, 5.0	120	2 7/8" x 2 3/8"	1 1/8"	8.00
	32-7058	1-6A7, 3-78, 2-37, 1-77, 3-42, 1-5Z3	780, 6.3, 5.0	130	3 1/8" x 3 3/8"	1 1/8"	8.00


FLUSH MOUNTING TYPE

No. of Tubes	Part No.	Suggested Tubes	Secondary Voltages and Currents	Input (Watts)	Mounting Hole Spacing	Mounting Hole Size	List Price
4	32-7064	2-77, 1-42, 1-80	580, 6.3, 5.0—50MA, 1.5A, 2.0A	46	2 1/8" x 2 1/2"	3/8"	\$3.25
	5266	3-24, 1-47, 1-80	750, 2.5, 5.0—65MA, 7.0A, 2.0A	60	3 1/4" x 1 5/8"	1 1/8"	4.25
5	32-7381	1-6A7, 1-78, 1-75, 1-42, 1-80	680, 6.3, 5.0—65MA, 2.2A, 2.0A	54	3 1/8" x 2 1/2"	3/8"	4.00
6	32-7384	1-6A7, 2-78, 1-75, 1-42, 1-80	736, 6.3, 5.0—78MA, 2.25A, 2.0A	65	3 1/8" x 2 1/8"	3/8"	5.50
8	32-7402	1-6A7, 2-78, 1-85, 2-42, 1-80	760, 6.3, 5.0—140MA, 3.75A, 2.0A	98	3 3/4" x 2 7/8"	3/8"	4.50
10	32-7440	3-78, 1-77, 1-76, 1-75, 3-42, 1-80	720, 6.3, 5.0—123MA, 3.75A, 2.0A	90	3 3/4" x 2 7/8"	3/8"	6.00
11	32-7431	3-78, 2-77, 1-76, 1-37, 1-42, 2-6A3, 1-5Z3	830, 6.3, 6.3, 5.0—170MA, 2.7A, 2.7A, 3.0A	135	3 3/4" x 2 7/8"	3/8"	7.50
11	32-7291	3-78, 2-77, 1-76, 1-37, 3-42, 1-80	720, 6.3, 5.0—123MA, 5.0A, 2.0A	120	3 3/4" x 3 1/8"	3/8"	7.00

Replacement TRANSFORMERS: Input and Output



Look over the lists below—you will find practically every type of audio (input) transformer or output transformer likely to be used in any make or model of receiver. The data given will enable you to quickly select a suitable type for your needs.



Vacuum impregnated to prevent moisture entering; large cores give high response to all audio frequencies.

AUDIO TRANSFORMERS

Part No.	For Coupling Between Tubes	Overall Turns Ratio	Center to Center of Mtg. Holes	List Price
6064	27 and Single or	1 to 1†	2 3/8"	\$1.75
3872	push-pull 45,	1 to 2†	2 3/8"	2.50
4952	47, 42 or	1 to 3†	2 3/8"	2.25
4232	71-A	1 to 4†	2 3/8"	2.00
3242	27 and 26† or 26 and p.p. 45, 71A, 31, 50	1 to 4	2 3/8"	2.50
5315	30 and 33	1 to 4	2 3/8"	2.25
4862	27 and	1 to 2.2	2 3/8"	2.00
6582	p.p. 71-A 38 and p.p. 41	1 to 4	2 7/8"	2.15
32-7211	85 and p.p. 43	1 to 1	2 3/8"	2.25
32-7372	85 and p.p. 42	1 to 4	2 3/8"	2.50
CLASS "B" AUDIO TRANSFORMER				
7233	30 Driver and Single 19 37 and 79	1 to 1.2	2 3/8"	1.75
SUPER CLASS "A" AUDIO TRANSFORMERS				
32-7114	42 1st A.F. Driver and p.p. 42	1 to 1	2 3/8"	3.00
32-7057	42 Driver and p.p. 42	1 to 1	2 1/8" x 2" (4 holes)	3.50
HIGH FIDELITY AUDIO TRANSFORMER				
32-7447	42 Driver and p.p. 6A3	1 to 1.8	2 1/8" x 2" (4 holes)	3.00

† Transformer center tap not used.

OUTPUT TRANSFORMERS

Part No.	For Use With Output Tubes	Turns Ratio	For Voice Coil Impedance in Ohms	Center to Center of Mtg. Holes	List Price
2673		90 to 1	.65	2 3/8"	\$1.50
2660		87 to 1	1.0	2 1/8"	1.00
2580	Single 47	76 to 1	1.25	2 7/8"	1.00
32-7019	or 42	57 to 1	1.0	2 1/2"	.85
2564		53 to 1	2.50	2 7/8"	1.25
2526		27 to 1	10.00	2 3/8"	2.25
2635		135 to 1	.65	2 3/8"	1.50
2585		100 to 1	1.25	2 7/8"	1.25
2525	Push Pull	38 to 1	10.00	2 3/8"	2.50
32-7078	47's or 42's	68 to 1	1.25	2 7/8"	1.25
2550		58 to 1	1.0	2 7/8"	1.75
2706	Single 45	70 to 1	.65	2 3/8"	1.50
2524	or 71-A	20 to 1	10.00	2 3/8"	2.25
2766	Push-Pull 45's, 71-A's or 50's	100 to 1	.65	2 3/8"	1.75
2646	Single 33	92 to 1	.65	2 3/8"	1.45
2598	Single 41	93 to 1	1.25	2 7/8"	1.25
32-7020	Single 43	67 to 1	1.00	2 1/8"	.90
32-7000		58 to 1	1.35	2 1/8"	.70
CLASS "B" OUTPUT TRANSFORMERS					
2565	Single 19	160 to 1	.60	2 7/8"	1.50
32-7039	Single 79	80 to 1	1.25	2 7/8"	1.50
SUPER CLASS "A" OUTPUT TRANSFORMER					
32-7052	Push-Pull 47's or 42's	50 to 1	2.25	2 7/8"	2.00
HIGH FIDELITY OUTPUT TRANSFORMERS					
32-7247	Push-Pull 42's	37 to 1	3.5	2 7/8"	2.00
32-7446	P.p. 6A3	23 to 1	3.9	2 7/8"	1.75

VOLTAGE "STEP-DOWN TRANSFORMERS"

Used for reducing the voltage of a 25-60 cycle 220-volt A.C. line to 110 volts so that a 110-volt A.C. receiver may be used. Operates on either 60 cycle or 25 cycle line or any intermediate value.

Equipped with 9-foot A.C. cord and plug, and A.C. receptacle, so transformer can be connected in an instant between A.C. outlet and receiver.

- Part No. 5563—Step-down Transformer, 25-60 cycles, 230 to 115V, 65-watt—List Price..... \$8.50
- Part No. 5716—Step-down Transformer, 25-60 cycles, 250 to 125V, 150-watt—List Price..... 11.50

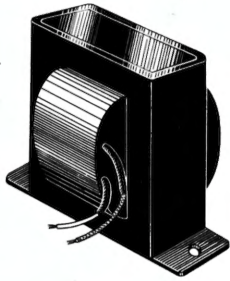


Special FILAMENT TRANSFORMER

Part No. 5906
List Price **\$1.75**

If you want a transformer to supply filament voltage only, to 2 1/2-volt tubes, here it is. Supplies 4 amperes at 2 1/2-volts and has center tap on winding. For operation on 100-120 volts, 60 cycles.

Replacement Filter—
CHOKE COILS: Audio—
Radio—



Select that replacement choke from the complete range of values in this list. Highly efficient—completely weatherproof. A PHILCO quality part same as used in millions of PHILCO receivers.

FILTER CHOKES

Part No.	Inductance in Henries	@ Milli-amperes	D.C. Resistance in Ohms	List Price
5643*	4.0	130	150	\$1.80
32-7036	4.0	60	185	.90
32-7056	4.75	150	80	2.20
32-7115	5.25	125	170	1.80
3422*	6.5	150	200	3.00
32-7026	7.0	50	150	1.25
4819	7.5	130	285	1.80
4231	11.0	80	400	1.80
3269*	12.5	80	400	4.25
32-7213	17.0	60	400	1.60
3472*	25.0	50	1350	4.25
32-7018	70.0	10	2300	1.50
5930	100.0	10	2100	1.75
3518*	150.0	10	4000	3.30
5314	150.0	2	4600	2.10

* Shielded Case.

AUDIO CHOKES

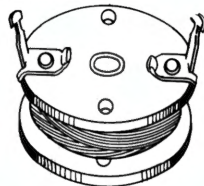
Part No. 3078—Audio Choke for use in plate circuit of a 71-A or 45-tube. D. C. resistance 285 ohms. Shielded case. List Price \$3.00

Part No. 4485—Audio Choke for use in plate circuit of a 71-A or 45-tube. D.C. resistance 400 ohms. LIST PRICE.....\$1.80

Part No. 5930—Audio Choke for use in plate circuit of a 38 or 31-tube. D.C. resistance 2100 ohms. LIST PRICE.....\$1.75

RADIO-FREQUENCY CHOKES

Low voltage chokes for use in grid circuits or any low voltage circuit where an impedance is desired, in compact, quickly mounted form.



GRID CIRCUIT CHOKES

(Wound on Fibre Tube)

Part No.	Inductance (Microhenries)	List Price
05190	6.5	\$0.30
03661	90	.40

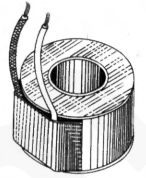
PLATE CIRCUIT CHOKES

(Wound on Wood Core)

Part No.	Impedance (Microhenries)	List Price
03893	840	\$0.35
32-1281	965	.25
32-1842	2200	.50
32-2139	8000	.35
32-1745	15000	.65

Replacement Speaker FIELD COILS

You can find a field coil of the size and value you need in this list. These can be used on practically any make of set other than PHILCO. (Cannot be used in PHILCO speakers as the field coil is not separately replaceable in PHILCO radios except in a few cases.) Quality construction—moisture proof windings.



Part No.	Resist. (Ohms)	Rated Milliamps.	Length	External Diameter	Internal Diameter	List Price
2593	4.2	1250	1 3/8"	2 3/8"	1"	\$1.30
32-9013	6	1000	1 3/4"	2 3/8"	3/4"	1.00
2535	16	750	1 3/8"	2 3/8"	1"	1.30
32-9035	24	500	1 3/4"	2 3/8"	3/4"	1.15
32-9051	44	300	3 3/8"	2"	3/4"	1.10
32-9038	50	330	1 3/4"	2 3/8"	3/4"	1.20
2527	50	330	2 1/8"	1 3/4"	3/4"	1.00
2546	70	300	1 3/8"	2 3/8"	1"	1.25
2557	435	150	1 3/8"	2 3/8"	1"	1.35
2562	1125	65	1 3/8"	2 3/8"	1"	1.85
32-9008	1140	65	1 1/4"	2 3/8"	3/4"	1.50
32-9019	1140	50	3 3/8"	2"	3/4"	1.25
32-9046	1140	65	1 1/4"	2 3/8"	1"	1.35
32-9055	1140	70	2 1/8"	3 3/4"	1 1/2"	3.30
32-9024	1450	80	2 3/8"	3 3/4"	1 1/2"	3.20
2545	2200	50	1 3/8"	2 3/8"	1"	1.60
32-9007	2600	40	3 3/8"	2"	3/4"	1.25
32-9026	6500	40	2 1/8"	3 3/4"	1 1/2"	6.35

PHILCO SPEAKER FIELD COILS

These coils are suitable for replacement either in Philco receivers or any other sets where a field coil of these specifications is required. Vacuum impregnated and moisture proof. External covering for mechanical and electrical protection.

Part No.	D.C. Resist. (Ohms)	Rated Milliamps.	Length	External Diameter	Internal Diameter	List Price
2799	2.7	1750	2 3/8"	2 3/8"	1 3/4"	\$2.70
2707	4.0	1500	2 3/8"	3 3/8"	1 1/4"	4.80
2694	80	330	2 1/8"	2"	1 1/8"	1.20
32-9008	1180	65	2"	1 1/4"	3/4"	1.20
2768	3100	40	2 3/8"	1 3/8"	1 1/8"	2.00
2850	3200	40	2 7/8"	2 1/8"	1 3/4"	4.50
2588	3275	40	1 3/8"	2 3/8"	1"	2.00

STANDARD REPLACEMENT FIELD COILS

The field coils listed below can be used in all standard models of Magnavox, Rola, Utah and Jensen speakers, or any other makes of speakers having cores 1" in diameter. From this list you may select a suitable replacement field coil for any of the recent compact receivers. Dimensions: Length 1 1/2", Inside Diameter 1", Outside Diameter (approx.) 2 1/2".



Part No.	Resistance (Ohms)	Rated Milliamps.	List Price
32-9076	6	1250	\$1.85
32-9077	650	110	1.90
32-9078	1000	90	1.95
32-9079	2000	70	2.45
32-9080	2500	65	2.20
32-9081	5000	40	2.70
32-9082	7500	32	3.00



A Complete Line of the

New **PHILCO "IDENTIFIED"** RESISTORS

Greatest Time & Trouble Saver Ever Developed

1-WATT

1/2-WATT

Ohms	Part No.	Ohms	Part No.	Ohms	Part No.	Ohms	Part No.
1000	33-210439	75000	33-375439	1000	33-210339	51000	33-351339
1500	33-215439	99000	33-399439	1500	33-215339	60000	33-360339
2000	33-220439	100000	33-410439	2000	33-220339	70000	33-370339
2500	33-225439	150000	33-415439	2500	33-225339	75000	33-375339
3000	33-230439	160000	33-416439	2900	33-229339	85000	33-385339
3500	33-235439	170000	33-417439	3000	33-230339	99000	33-399339
4000	33-240439	190000	33-419439	3300	33-233339	100000	33-410339
5000	33-250439	200000	33-420439	3500	33-235339	120000	33-412339
6000	33-260439	240000	33-424439	4000	33-240339	160000	33-416339
7000	33-270439	250000	33-425439	5000	33-250339	190000	33-419339
7500	33-275439	300000	33-430439	6000	33-260339	200000	33-420339
8000	33-280439	340000	33-434439	7000	33-270339	240000	33-424339
9000	33-290439	350000	33-435439	7500	33-275339	250000	33-425339
10000	33-310439	400000	33-440439	8000	33-280339	300000	33-430339
13000	33-313439	490000	33-449439	9000	33-290339	330000	33-433339
15000	33-315439	500000	33-450439	10000	33-310339	400000	33-440339
20000	33-320439	1000000	33-510439	12000	33-312339	490000	33-449339
25000	33-325439	1500000	33-515439	15000	33-315339	500000	33-450339
30000	33-330439	1800000	33-518439	20000	33-320339	1000000	33-510339
32000	33-332439	2000000	33-520439	25000	33-325339	1500000	33-515339
39000	33-339439	2500000	33-525439	30000	33-330339	2000000	33-520339
40000	33-340439	3000000	33-530439	32000	33-332339	2500000	33-525339
50000	33-350439	3500000	33-535439	35000	33-335339	3000000	33-530339
51000	33-351439	4000000	33-540439	40000	33-340339	3500000	33-535339
60000	33-360439	5000000	33-550439	45000	33-345339	4000000	33-540339
70000	33-370439			50000	33-350339	5000000	33-550339

LIST PRICE 20c Each

LIST PRICE 20c Each

You will like these new "Identified" resistor—science's latest contribution to quick, accurate service work. Every one has the value plainly stamped on a metal tag attached in one of the leads—and the body is also color coded for ease in matching resistors needing replacement. High insulation value due to special construction.



Get This Kit

Here is a special assortment of 32 popular values of these new resistors in the 1-watt size. An ideal package for servicemen. Keep one in the shop and carry one with you on service calls.

HANDY KIT
of 32 Assorted values.

Part No. 45-1246
List Price. \$6.40

—FLEXIBLE WIRE-WOUND RESISTORS—

Ideal for Quick Replacement



Philco flexible wire-wound resistors will be found extremely convenient as a replacement item, as they can be very quickly and easily installed. Available in a very complete range of values. Covered with heavy cotton insulation, colored according to the standard R. M. A. color coding. Leads of ample length provided for easy connection.

1/3-WATT CAPACITY

Part No.	Resistance (Ohms)	Length of Body (Less Leads)	List Price
33-3139	10	1 1/4"	\$0.20
33-3185	18	1 1/4"	.20
33-3187	100	1 3/8"	.20
33-3140	150	1 1/4"	.20
33-3010	300	1 1/2"	.20
33-3164	400	1 3/8"	.20
33-3165	600	1 3/8"	.20
6443	700	2"	.20
6106	1250	2"	.20
7688	2500	3"	.20

1/2-WATT CAPACITY

Part No.	Resistance (Ohms)	Length of Body (Less Leads)	List Price
6511	2.7	1 1/2"	\$0.20
7217	200	1 1/2"	.20
33-3163	275	1 1/2"	.20
33-3016	400	1 1/2"	.20
6977	500	1 1/2"	.20
33-3022	800	1 1/2"	.20
33-3017	1000	1 1/2"	.20

1-WATT CAPACITY

Part No.	Resistance (Ohms)	Length of Body (Less Leads)	List Price
33-3040	5	2 1/2"	\$0.25
33-3041	10	2 1/2"	.25
33-3042	15	2 1/2"	.25
33-3043	20	2 3/8"	.25
33-3119	30	2 1/2"	.25
33-3044	50	2 1/2"	.25
33-3027	75	2 1/2"	.25
33-3023	100	2 1/2"	.25
33-3045	150	2 1/2"	.25
33-3120	200	2 1/2"	.25
33-3046	250	2 3/8"	.25
33-3121	300	2 1/2"	.25
33-3122	400	2 1/2"	.25
33-3031	500	2 3/8"	.25
33-3123	600	2 1/2"	.25
33-3124	700	2 1/2"	.25
33-3125	800	2 1/2"	.25
33-3126	1000	2 1/2"	.25
33-3127	1250	2 1/2"	.25
33-3047	1500	2 1/2"	.25
33-3048	2000	2 3/8"	.25

2-WATT CAPACITY

Part No.	Resistance (Ohms)	Length of Body (Less Leads)	List Price
5110	7	4"	\$0.30
7155	30	4 3/8"	.30
33-3019	700	2"	.30

Heavy Duty WIRE-WOUND RESISTORS—Porcelain Base

Ideal for use in audio amplifiers and "P.A." sound systems



These heavy duty resistors are built to extremely rigid specifications, and must come up to all load requirements of resistors used in the most expensive Philco receivers. Do not confuse them with cheap resistors, rated far above their real capacity, with which the radio parts market is flooded. For use inside a radio chassis, the 2" type will carry a continuous 5-watt load and the 4" type a continuous 10-watt load without overheating. For use on open power panels of P. A. systems, etc., they will carry loads of 25 and 50 watts respectively. Values marked with a star are also available in vitreous-enamel insulation type at same price. Specify when ordering which type insulation is preferred.

You can depend on these resistors for any service job.

25-WATT RATING						50-WATT RATING					
All 2" long, 1/8" diameter						All 4" long, 1/8" diameter					
Part No.	Ohms	List Price	Part No.	Ohms	List Price	Part No.	Ohms	List Price	Part No.	Ohms	List Price
33-3071	5	\$0.50	33-3076	700*	\$0.50	33-3085	5	\$0.75	33-3102	700	\$0.75
33-3049	10	.50	33-3077	800	.55	33-3086	10	.75	33-3103	800	.75
33-3072	15	.50	33-3061	1000*	.55	33-3087	15	.75	33-3104	1000*	.75
33-3050	20	.50	33-3078	1200	.55	33-3088	20	.75	33-3105	1200	.90
33-3073	25	.50	33-3062	1500*	.55	33-3089	25	.75	33-3106	1500	.90
33-3051	30	.50	33-3063	2000	.55	33-3090	30	.75	33-3107	2000*	.90
33-3074	40	.50	33-3064	2500*	.55	33-3091	40	.75	33-3108	2500	.90
33-3052	50*	.50	33-3065	3000	.55	33-3092	50	.75	33-3109	3000*	.90
33-3053	75	.50	33-3066	4000	.55	33-3093	75	.75	33-3110	4000	.90
33-3054	100*	.50	33-3067	5000*	.55	33-3094	100	.75	33-3111	5000	.90
33-3055	150	.50	33-3079	6000	.65	33-3095	150	.75	33-3112	6000*	.90
33-3075	200*	.50	33-3068	7500	.65	33-3096	200	.75	33-3113	7500	1.00
33-3056	250	.50	33-3080	10000	.65	33-3097	250	.75	33-3114	10000*	1.00
33-3057	300*	.50	33-3081	12000	.65	33-3098	300	.75	33-3115	12000	1.05
33-3058	400	.50	33-3082	15000	.65	33-3099	400	.75	33-3116	15000*	1.05
33-3059	500*	.50	33-3083	20000	.65	33-3100	500	.75	33-3117	20000	1.05
33-3060	600	.50	33-3084	25000	.70	33-3101	600	.75	33-3118	25000	1.05

10-WATT RATING

All 1 3/4" long, 1/16" diameter

Part No.	Ohms	List Price	Part No.	Ohms	List Price
33-3251	100	40 Cents Each	33-3243	2000	40 Cents Each
33-3252	150		33-3263	2500	
33-3253	200		33-3244	3000	
33-3254	250		33-3266	4000	
33-3255	300		33-3267	5000	
33-3256	400		33-3245	6000	
33-3257	500		33-3268	7500	
33-3258	600		33-3246	10000	
33-3259	700		33-3269	12000	
33-3260	800		33-3247	15000	
33-3242	1000		33-3264	20000	
33-3261	1200		33-3265	25000	
33-3262	1500				

ADJUSTABLE WIRE-WOUND RESISTORS (Porcelain Tube Core)



Mounting Foot Part No. 28-2757 List \$0.10

Sliding Clamp Part No. 28-2756 List \$0.10

4" long, 1/16" diameter, 50-watt rating

These Adjustable Heavy-Duty Vitreous-Enamelled Resistors have been developed particularly to meet the Radio Serviceman's need of a high quality adjustable resistor for use wherever a heavy-duty resistor adjustable to a close degree is required.

Built to the highest standards; coating of special vitreous enamel is fired on at a high temperature, providing a rugged surface impervious to moisture and of superior appearance. A narrow track along the top of the resistor is left bare for contact with the bottom of the adjusting clamp. The reliable contact device insures positive contact at all times.

For use inside chassis, will handle continuous 10-watt load. For external use in amplifier panels, etc., up to 50 watts can be easily carried. A pair of special mounting feet are furnished with each resistor.

Part No.	Ohms	List Price
33-3190	1,000	\$0.85
33-3191	2,000	.85
33-3192	3,000	.85
33-3193	6,000	1.45
33-3194	10,000	1.60
33-3195	15,000	1.65



CARBON RESISTORS 2-watt and 3-watt size

2-WATT SIZE . . . List Price 30c Each				3-WATT SIZE	
Part No.	Ohms	Part No.	Ohms	Part No.	Ohms
33-210543	1000	33-325543	25000	33-313643	13000
33-220543	2000	33-332543	32000	33-316643	16000
33-230543	3000	33-337543	37000	33-330643	30000
33-240543	4000	33-350543	50000		
33-250543	5000	33-351543	51000		
33-275543	7500	33-375543	75000		
33-310543	10000	33-410543	100000		
33-315543	15000	33-425543	250000		
33-316543	16000				
33-320543	20000				
				List Price \$0.40 Each	

PHILCO Quality CONDENSERS

— for Every Radio Service Need —

ALL TYPES AND VALUES IN PAPER · MICA · ELECTROLYTIC

● THESE CONDENSERS ARE STOCKED BY ALL PHILCO DISTRIBUTORS ●



Part No., Capacity & Voltage plainly marked on each condenser.

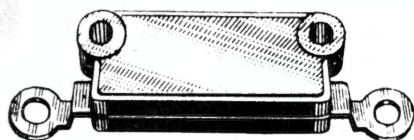
TUBULAR PAPER CONDENSERS

From original design to final test a Philco product, these tubular condensers, available in a complete line of capacities and voltages, insure satisfaction in every service job on which they are used. There are no "come-backs" on service jobs when Philco condensers are used. Check over the list below and order a stock from your Philco distributor . . . today!

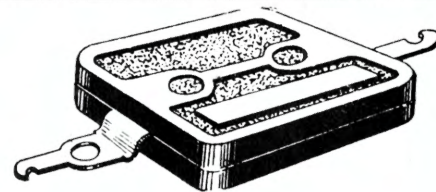
200 VOLTS Working			400 VOLTS Working			600 VOLTS Working			1000 VOLTS Working		
Part No.	Mfd.	List Each	Part No.	Mfd.	List Each	Part No.	Mfd.	List Each	Part No.	Mfd.	List Each
30-4340	.0001	\$0.25	30-4125	.006	\$0.20	30-4201	.001	\$0.20	30-4310	.001	\$0.25
30-4215	.02	.20	30-4112	.008	.20	30-4145	.01	.20	30-4177	.002	.25
30-4020	.05	.20	30-4169	.01	.20	30-4447	.03	.20	30-4042	.003	.20
30-4122	.1	.20	30-4226	.015	.20	30-4012	.05	.25	30-4185	.004	.25
30-4191	.15	.25	30-4113	.02	.20	30-4289	.1	.25	30-4024	.006	.25
30-4146	.25	.25	30-4025	.03	.20	30-4426	.25	.25	30-4381	.01	.25
30-4227	.5	.60	30-4119	.04	.20	30-4427	.5	.50	30-4419	.02	.25
			30-4123	.05	.20				30-4428	.05	.25
			30-4114	.06	.25				30-4429	.1	.25
			30-4115	.08	.25						
			30-4170	.1	.25						
			30-4134	.25	.35						
			30-4117	.5	.60						

MICA CONDENSERS


PHILCO quality AT LOWEST PRICES




Type 1



Type 5



Type 2



Type 3



Type 4



Type 6

Part No.	Capacity (Microfarad)	Type	LIST PRICE	Part No.	Capacity (Microfarad)	Type	LIST PRICE	Part No.	Capacity (Microfarad)	Type	LIST PRICE
30-1065	.00001	6	20c Each	30-1033	.00015	6	25c Each	5215	.001	3	30c Each
30-1030	.000015	3		30-1041**	.00015	6		6773***	.001	2	
6897	.000025	3		30-1013	.0002	3		30-1007	.001	4	
30-1008	.00003	6		30-1047**	.0002	6		5886**	.00125	4	
30-1039**	.00003	2 or 3		30-1037**	.000235	6		7007**	.0014	4	
4990	.000035	6		3082	.00025	3		7139**	.0015	4	
30-1044	.000035	4		5858	.00025	4		5877**	.00165	4	
30-1048‡	.000035	3		30-1032	.00025	6		6022	.0018	3	
30-1009	.00004	6		30-1038**	.00025	6		4059	.002	2	
30-1034	.000045	3		8311	.0003	3		6853***	.002	2	
4587	.00005	6		30-1004**	.000325	4		30-1042**	.002	2	
30-1029	.00005	6		30-1014	.0004	2		30-1057	.0022	4	
30-1045**	.000055	6		5120	.0004	3		30-1055	.00225	2	
30-1040**	.00006	3		30-1000**	.00041	4		7006**	.0025	4	
30-1010	.00007	6		30-1027**	.00041	3		30-1026**	.0025	2	
30-1068	.00007	6		3910	.0005	2		6009	.003	2	
30-1066	.00008	3		6898	.0006	3		7301**	.003	2	
30-1011	.00008	6		30-1049	.0006	6		30-1028**	.003	4	
30-1046**	.00009	3		4520	.0007	3		30-1016	.004	5	
30-1012	.0001	6		5863	.0007	4		30-1052	.0047	2	
30-1035	.0001	3	5878	.0008	4	30-1017	.005	5			
4519	.00011	3	6021	.0008	3	30-1058	.0052	2			
30-1005*	.00011	4	30-1015	.0009	2	5981	.006	5			
30-1006	.00011	6				6359	.006	2			
30-1031	.00011	6				30-1001	.006	4			
30-1036**	.00013	6				30-1002***	.006	1			
30-1050***	.00013	6				30-1043**	.006	2			
						30-1018	.008	5			
						30-1019	.01	5			

NOTES: *Capacity held to within 3%. **Capacity held to within 5%. ***Condenser tested to withstand 2000 volts. †Condenser tested to withstand 1000 volts.

QUALITY CONDENSERS FOR ALL REQUIREMENTS

PHILCO Dry Electrolytic Condensers

PHILCO DRY ELECTROLYTIC CONDENSERS are now in use in millions of Philco radios and many other makes. Infinite care in design, and the most rigid inspection requirements, insure uniform operation, long life and a large safety factor in any installation.



On this page and part of the next you will find a complete listing of standard values, including many multiple or combination units, in all types of housing. Philco dry electrolytics meet every radio service need . . . and do so with maximum efficiency and economy. Be sure to insist on the genuine!

CLAMP MOUNTING TYPE (ALUMINUM CAN)

Designed for inverted mounting with three-legged clamp. Lug provided for soldering connection to positive terminal; negative grounded to case, but insulated from chassis by washer used under the clamp. An extremely popular type that gives consistent trouble-free performance even under severe operating conditions.

Mounting Clamp—Part No. 6440.....List price, each \$0.05
Insulating Washers—Part No. 6441.....List price, Per C .55



450 WORKING VOLTAGE


Part No.	Mfd.	Sizes	LIST PRICE
30-2098	4	3 1/8" x 1 3/8"	\$0.90
8095	6	3 3/4" x 1 3/8"	1.05
30-2014	8	4 1/4" x 1 3/8"	1.25
30-2094	10	4 3/8" x 1 3/8"	1.45
30-2091	12	4 3/2" x 1 3/8"	1.65

250 WORKING VOLTAGE

Part No.	Mfd.	Sizes	LIST PRICE
30-2007	4	2 3/8" x 1"	\$0.80
30-2097	6	3 3/8" x 1"	.95
30-2096	8	3 1/2" x 1 1/8"	1.00
30-2095	10	3 1/2" x 1 3/8"	1.20
30-2090	12	3 3/8" x 1 3/8"	1.25

INVERTED MOUNTING TYPE (ALUMINUM CAN)

This is the popular and extensively used inverted "stud mounting" type. Mounted to chassis by means of large threaded stud; insulated from chassis by washers, or case may be grounded to chassis. May also be mounted upright (stud at top) by using special Philco Clamp around base.




450 WORKING VOLTAGE

Type Mtg. Nut	Part No.	Mfd.	Sizes	LIST PRICE
B	7441	4	2 3/4" x 1 3/8"	\$0.90
A	30-2048	6	4 3/8" x 1 3/8"	1.05
B	30-2049	8	4 1/4" x 1 3/8"	1.10
C	8022	10	4 1/4" x 1 3/8"	1.40
B	30-2092	12	4 1/8" x 1 3/8"	1.60

250 WORKING VOLTAGE

Type Mtg. Nut	Part No.	Mfd.	Sizes	LIST PRICE
A	30-2051	4	3 1/4" x 1"	\$0.80
A	30-2052	6	3 3/4" x 1"	.95
A	30-2053	8	3 3/4" x 1"	1.00
A	30-2054	10	4 3/8" x 1"	1.20
B	30-2093	12	4 1/8" x 1 3/8"	1.30

BLOCK TYPE . . . CARDBOARD CASE



Philco quality throughout. Guaranteed performance. Most convenient replacement units.

You can make a replacement in a minimum of time with one of these cardboard block units. Just bolt them to chassis through the eyeletted flange holes, and use the convenient leads for connecting.

Eyeletted Mounting Holes 3/16" Diameter

450 WORKING VOLTAGE

Part No.	Mfd.	Dimensions	Center to Center of Mtg. Holes	LIST PRICE
**	2			
30-2064	4	4 1/8" x 1 1/8" x 1 1/8"	4 3/8"	\$0.80
30-2065	6	4 1/8" x 1 1/8" x 1 1/8"	4 3/8"	.95
30-2066	8	4 1/8" x 1 1/8" x 1 1/8"	4 3/8"	1.00
30-2038	10	4 1/8" x 1 1/8" x 1 1/8"	4 3/8"	1.25

250 WORKING VOLTAGE

Part No.	Mfd.	Dimensions	Center to Center of Mtg. Holes	LIST PRICE
30-2042	4	2 3/8" x 1 1/8" x 1 1/8"	2 7/8"	\$0.70
30-2043	6	2 3/8" x 1 1/8" x 1 1/8"	2 7/8"	.85
30-2059	8	2 3/8" x 1 1/8" x 1 1/8"	2 7/8"	.90
30-2044	10	2 3/8" x 1 1/8" x 1 1/8"	2 7/8"	1.05

**For best results use 30-2064 (4 mfd.) for replacement.

MULTIPLE SECTIONS (Aluminum Can)

Here is a complete line of the various popular combination capacities, twin and triple-section types in various working voltages. Select the condenser you need for any job from the wide assortment offered here.



These are of the inverted clamp type mounting, but may be mounted in any position desired (such as horizontally under or above chassis), with equally good performance. Each terminal colored for identification. Some have lugs provided also.

VARIOUS WORKING VOLTAGES

Part No.	Mfds.	Voltages	Size	LIST PRICE
30 2104	1-4	450-450	2 3/4" x 1 3/8"	\$1.45
30 2029	1-1-2	300-350-350	2 3/4" x 1 3/8"	1.85
30-2080	1-1-2	450-450-300	2 3/4" x 1 3/8"	1.85
30-2114	1-2-2	450-300-450	2 3/4" x 1 3/8"	2.25
30-2122	1-2-3	350-250-450	2 3/4" x 1 3/8"	1.85
30-2078	1-1-1-2	450-350-350-300	3 1/4" x 1 3/8"	2.45
30-2130	1-1-2-2	450-450-200-450	2 3/4" x 1 3/8"	2.15
30-2121	1-2-3-1	350-300-450-350	3 1/4" x 1 3/8"	2.50
30-2133	2-2-8	100-100-350	2 3/4" x 1 3/8"	2.00
30-2002	3-12	100-100	3 5/8" x 1"	1.30
30-2013	4-8	450-450	4 1/4" x 1 3/8"	1.95
30-2140	8-16	450-450	5 1/4" x 1 3/8"	2.75
30-2083	6-12	150-150	3 1/4" x 1 3/8"	1.70
30-2147	4-10-10	150-150-25	2 3/4" x 1 3/8"	1.85
30-2079	8-8	475-475	5 1/4" x 1 3/8"	2.40
30-2045	8-10	450-50	4 1/4" x 1 3/8"	1.80
30-2123	8-10	475-100	4 1/4" x 1 3/8"	1.80
30-2125	10-10	25-150	2 3/4" x 1 3/8"	1.20
30-2148	10-16-16	25-150-150	4 1/4" x 1 3/8"	3.20
30-2062	2-8-10	475-475-50	4 3/4" x 1 3/8"	2.60
30-2127	2-4-8	150-150-100	2 3/4" x 1 3/8"	1.50
30-2073	8-8-10	475-475-50	5 3/4" x 1 3/8"	3.15
30-2077	9-9-18	450-450-450	5" x 3"	5.75

†as 3 hex nut posts for connections.

MOUNTING NUTS FOR VARIOUS TYPES


Type "A"—W-1333.....List \$2.50 per C | Type "B"—W-839.....List \$0.40 per C
Type "C"—W-565.....List \$5.00 per C

Square-Type METAL-CASE ELECTROLYTICS . . .


Dry Type



TYPE A.
Mtg. Holes $\frac{3}{16}$ "



TYPE B.
Mtg. Holes $\frac{1}{8}$ "



TYPE C. Mtg. Holes $\frac{3}{16}$ "

**PHILCO QUALITY
LOWEST PRICES**

These block type metal case units are extremely compact and rugged. All have flanges with mounting holes. Connection is made for one type to leads of ample length protruding from end; in the other type to projecting metal lugs.

LOW VOLTAGE TYPES—SINGLE SECTION

Part No.	Mfd.	Type	Dimensions	Working Voltage	Center to Center of Mtg. Holes	LIST PRICE
7440	10	A	$2\frac{3}{8}$ " x $1\frac{1}{8}$ " x $\frac{3}{8}$ "	25	$2\frac{3}{8}$ "	\$0.80
6442	20	*	$2\frac{3}{8}$ " x $\frac{3}{8}$ " x $\frac{3}{8}$ "	1580
30-2084	25	A	$2\frac{1}{8}$ " x $1\frac{1}{8}$ " x $1\frac{1}{8}$ "	25	$2\frac{1}{2}$ "	1.00

* Cardboard case; no flanges.

HIGH VOLTAGE TYPES—DUAL SECTION

Part No.	Mfd.	Type	Dimensions	Working Voltage	Center to Center of Mtg. Holes	LIST PRICE
30-2101	4-4	B	$1\frac{1}{2}$ " x $1\frac{1}{2}$ " x $4\frac{1}{2}$ "	450	2"	\$2.25
30-2004	4-8	C	$2\frac{1}{8}$ " x $1\frac{3}{8}$ " x $2\frac{1}{8}$ "	450	$1\frac{1}{4}$ "	2.00
30-2099	8-8	B	$1\frac{1}{2}$ " x $2\frac{1}{8}$ " x $4\frac{1}{2}$ "	450	$2\frac{1}{2}$ "	2.80
30-2102	4-4	B	$1\frac{1}{2}$ " x $1\frac{1}{2}$ " x $4\frac{1}{2}$ "	250	2"	2.00
30-2005	4-8	D	$2\frac{1}{8}$ " x $1\frac{3}{8}$ " x $2\frac{1}{8}$ "	250	$2\frac{7}{8}$ "	1.80
30-2100	8-8	B	$1\frac{1}{2}$ " x $1\frac{1}{2}$ " x $4\frac{1}{2}$ "	250	2"	2.50

High-Efficiency PAPER-SECTION CONDENSERS

CARDBOARD CASE (FOR STRAP MOUNTING)

THOUSANDS OF THESE UNITS HAVE BEEN SOLD IN THE PAST FEW YEARS—SERVICEMEN ARE QUICK TO RECOGNIZE THEIR OUTSTANDING VALUES.



Built according to the Philco special vacuum process construction. Condenser unit pitch-sealed within paper housing. Use widely for replacement of single sections in filter condenser blocks. Easily mounted by strapping on with tape or metal angle-bracket.

Guaranteed working voltage, 400 volts.

Part No.	Capacity (Mfd.)	Length	Width	Height	LIST PRICE
7068	.1	$2\frac{1}{4}$ "	$1\frac{1}{4}$ "	$\frac{1}{2}$ "	\$0.30
30-4095	.2	$2\frac{1}{4}$ "	$1\frac{1}{4}$ "	$\frac{3}{4}$ "	.35
7067	.25	$4\frac{1}{2}$ "	$1\frac{1}{2}$ "	$\frac{1}{2}$ "	.40
30-4096	.4	$2\frac{1}{4}$ "	$1\frac{1}{4}$ "	$\frac{3}{4}$ "	.50
7066	.5	$4\frac{1}{2}$ "	$1\frac{1}{4}$ "	$\frac{3}{4}$ "	.60
7065	1.0	$4\frac{1}{2}$ "	$2\frac{1}{4}$ "	$\frac{5}{8}$ "	.85
7064	2.0	$4\frac{1}{2}$ "	$2\frac{3}{4}$ "	1"	1.45


METAL CASE (FLANGED AT ENDS)



TYPE E

Another example of the Philco vacuum process construction. Condenser unit pitch-sealed within metal housing. Flanges for convenient mounting.

Extremely useful for replacement where an efficient and rugged unit is needed.



TYPE D

Part No.	Capacity (Mfd.)	Mtg. Hole Spacing	Style	Guaranteed Working Voltage	List Price
30-4102	.2	$2\frac{7}{8}$ "	D	200	\$0.50
4264	.25	$2\frac{7}{8}$ "	D	400	.60
30-4175	.25*	$2\frac{7}{8}$ "	D	200	.50
3557	.25 Twin	$2\frac{7}{8}$ "	D	200	.70
4864	.25 Twin	$2\frac{7}{8}$ "	D	200	.70
03325	.25 Triple	$2\frac{7}{8}$ "	Dim.	200	1.00
3583	.5	$2\frac{7}{8}$ "	D	200	.60
30-4174	.5*	$2\frac{7}{8}$ "	D	200	.60
05150	.5	$2\frac{7}{8}$ "	D	400	.70
03024	.5 Twin	$2\frac{7}{8}$ "	D	200	1.00
30-4103	.75	$2\frac{7}{8}$ "	D	200	.85
4568†	1.0†	$2\frac{7}{8}$ "	D	200	1.10
30-4173	1.0*	$2\frac{7}{8}$ "	D	200	1.10
4569	1.0	$4\frac{5}{8}$ "	D	400	1.30
30-4104	1.5	$2\frac{7}{8}$ "	D	200	1.35
03298	2.0	$2\frac{7}{8}$ "	D	200	1.65
4418	2.0	$2\frac{1}{4}$ "	D	400	2.35
30-4022	.2	$2\frac{7}{8}$ "	Dim.	600	2.75
30-4376	.2	$4\frac{7}{8}$ "	Dim.	1200	3.75
30-4021	.4		**Tubular	600	3.25

* NOT grounded to case.

**Size $4\frac{3}{4}$ " x $2\frac{1}{4}$ ".

† Two special low-impedance shielded leads connect to one side of condenser. Other side grounded to case.

Philco, with the good-will of 7,000,000 owners at stake, could not afford to provide cheap inferior service parts. Philco condensers—all types—receive as careful inspection and thorough tests as it is humanly possible to give. You can install them with confidence that they will produce a thoroughly satisfactory repair job. Philco Condensers mean pleased service customers.

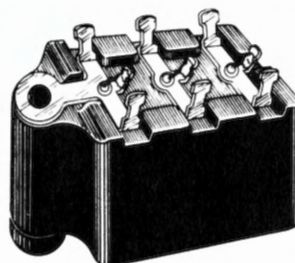
HERE IS THE COMPLETE LINE OF FAMOUS

PHILCO

Bakelite Block BY-PASS CONDENSERS

Now You Can Carry a Complete Stock at Minimum Investment

Here is the new line of Universal type Philco Bakelite Block Condensers—a complete selection of 15 voltages and values—any value available in either single or twin section, grounded or ungrounded type. ALL HAVE SIX MOUNTING LUGS, greatly facilitating connections, and eliminating the hundreds of different part numbers previously necessitated because of the many different combinations of from one to six lugs in different positions. The new universal six-lug type covers all of the previous hundreds of types and thus enables you to carry the complete line.



This convenient type bypass condenser was originated by Philco and has many outstanding advantages. Compact, rugged and easily mounted by one bolt through hole at end and connected by the convenient lugs at top. Contains a

thoroughly tested capacity unit, enclosed in a housing so solid as to be impervious to moisture in any climate.

Each number shown in these tables is always followed two letters which indicate whether the condenser is a single or "twin" section, and whether or not it is grounded to the mounting hole lug. SU means Single Ungrounded; SG, Single Grounded; DU means Double Ungrounded; DG, Double Grounded.

600 VOLTS WORKING				400 VOLTS WORKING			
Mfd.	Part No.	List Price Single	List Price Double	Mfd.	Part No.	List Price Single	List Price Double
.0001	8035	\$0.25	\$0.25	.00025	8317	\$0.25	\$0.30
.0007	8174	.25	.30	.002	7296	.25	.30
.001	7762	.25	.30	.005	7442	.25	.30
.006	7625	.25	.30	.03	8318	.35	.40
.01	3903	.25	.30	.05	3615	.35	.40
.015	3793	.35	.40	200 VOLTS WORKING			
.025	7653	.35	.40				
				.003	8320	\$0.25	\$0.30
				.1	4989	.35	.40
				.15	6287	.35	.40

PHILCO

COMPENSATING CONDENSERS

For Every Need . . .



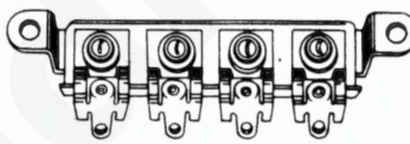
Type A




Type B



Type C



Type D



Type E



Single Unit Type



Type F



Type G

SINGLE UNITS

Part No.	Capacity Range (Mmf.)	No. of Plates	LIST PRICE
04000-E	5-30*	2	\$0.15
04000-C	5-30	2	.15
04000-D	5-50*	2	.15
04000-A	5-50	2	.15
04000-X	15-80*	2½	.20
04000-M	15-80	2½	.20
04000-H	30-140*	3	.20
04000-J	30-140	3	.20
04000-F	80-250*	5	.25
04000-B	80-250	5	.25
04000-S	125-450*	7	.35
04000-T	125-450	7	.35
04000-R	200-750	9	.45

* Grounded. Fixed plate connected to mounting hole eyelet for grounding to chassis.

You can find a "padder" in these lists to meet almost any use or requirement

A compensating condenser for every need of service, set-building or experimental work! In these lists you will find single, double and quadruple types of "padders,"—or as they are often called "balancing," "adjusting" or "synchronizing" condensers,—in practically any capacity or combination of capacities.

Insulating base is either fibre, bakelite, or porcelain; insulating material mica in all types. Copper or aluminum plates insure maximum efficiency. Constructed with the utmost care and built to precision specifications, these compensators will do the job you want and insure you maximum performance and efficiency in the circuit.

MULTIPLE AND SPECIAL UNITS

Part No.	Cap. Mmf. 1st Section	Cap. Mmf. 2d Section	Type	LIST PRICE
31-6000	350-600	50-125	A	\$0.55
31-6001	100-145	100-145	A	.45
31-6002	145-190	145-190	A	.45
31-6003	20-100	50-125	A	.45
31-6020	200-400	35-85	A	.50
31-6021	200-400	125-250	A	.50
31-6028	400-1100	400-1100	A	.85
31-6029	25-75	10-25	A	.50
31-6055	25-75	25-75	A	.50
31-6026	4 sections	Each 3-35	B	.85
31-6007	50-165	50-165	C	.40
31-6008	50-165	20-70	C	.40
31-6012	275-900	C	.45
31-6013	20-70	C	.35
31-6014	50-150	C	.40
31-6015	10-50	C	.30
31-6022	65-90	25-45	C	.40
31-6023	95-120	95-120	C	.45
31-6027	500-1500	200-600	C	.70
31-6033	125-375	85-250	C	.50
31-6034	65-90	95-120	C	.35
31-6035	65-90	20-30	C	.35
31-6036	65-90	65-90	C	.35
31-6040	40-60	40-60	C	.40
31-6044	200-600	85-250	C	.50
31-6049	125-375	125-375	C	.45
31-6050	95-120	15-25	C	.40
31-6054	145-175	40-60	C	.45
31-6060	125-375	200-600	C	.50
31-6073	500-1500	C	.50
31-6047	4 sections	Each 7-20	D	.50
31-6004	15-70	15-70	E	.35
31-6053	70-110	145-190	F	.50
31-6057	4 sections	each 7-35	G	.70
31-6059	7-35	7-35	G	.50
31-6063	3 sections	each 7-35	G	.50

Complete Data:

PHILCO

Models Used in; Capacity & Voltage Size & Style

ELECTROLYTIC CONDENSERS

Table with columns: Part No., Mfd. Capacity, Working Voltage, Dry or Wet, Type, Used in Models, Dimensions, List Price, Part No., Mfd. Capacity, Working Voltage, Dry or Wet, Type, Used in Models, Dimensions, List Price. Rows list various electrolytic condenser models and their specifications.


Install **SHADOW-TUNING**

Improve your customer's reception and make Extra Profits with this Complete Kit designed especially for this purpose.

Here is a complete shadow-tuning equipment adaptable to any receiver having automatic volume control, and very easily installed. Contains the new adjustable type PHILCO shadowmeter.

Many of these can be sold to radio owners who desire more accurate tuning for their present receiver, but who cannot afford a complete new set.

Consists of shadowmeter, bezel, bracket, bypass condenser and necessary mounting screws. Full instructions included.



Cut-Out Instrument Panel Showing New Shadowmeter Installed

Philco Shadow Tuning Kit, Part No. 45-2165 . . .

LIST PRICE \$3.25

**SERVICEMEN!
EXPERIMENTERS!
SET-BUILDERS!**

Get this handy **TUBE SOCKET ASSORTMENT**
Complete with **Mounting Eyelets**

An assortment of quality tube sockets is an essential for any serviceman or dealer's service department—and a necessity for the experimenter or set-builder. This kit contains six each of all types of sockets from four to seven-prong types, together with 100 eyelets for mounting. A representative stock that it will pay you always to have handy.



LIST PRICE \$4.13

Handy PILOT LAMP KIT

SERVICES MOST ANY RADIO!

Pilot lamps are the most common part needing replacement. Every serviceman should have a portable assortment to carry along on all calls. Here is one especially prepared. Low price—convenient form. Order several and be ready for any emergency.

40 LAMPS
10 of each popular type



DISPLAY THIS BOX ON YOUR COUNTER

LIST PRICE \$3.60

PART No. 45-1226

NOW!—
A BALANCED ASSORTMENT OF SMALL HARDWARE used in all SERVICE WORK!

Contains 920 Individual Parts

An essential assortment of small hardware for quick, efficient shop servicing as well as experimental work. This well-balanced selection includes every type of nut, bolt, rivet and drive screw ordinarily used. An investment that will save you time and trouble—buy this kit and forget hardware purchases for a long time to come.

SERVICEMEN'S "Season's Supply" HARDWARE ASSORTMENT

COMPLETE! COMPACT! INDISPENSABLE!



LIST PRICE \$6.75

SAVES TIME & MONEY FOR YOU

PART No. 45-1250

Brand New—BAKELITE CONDENSER ASSORTMENT

UNIVERSAL MOUNTING TYPE

Easily Installed—
Humidity-Proof—

All Needed Values!

New! Latest style six-lug universal bakelite condensers as used in all current Philcos. A full range of values in this popular service part, conveniently mounted, each one plainly marked with part number and value.

Easily installed and connected—suitable for many service applications. Every serviceman should keep at least one of these condenser assortments in his shop and carry one with him on service calls.

LIST PRICE \$4.65

CONDENSER KIT—PART No. 45-1234 . . .

Quick, Efficient Service Work SAVES YOU TIME & MONEY

PHILCO SERVICE TOOL KIT

CONTAINS ALL SPECIAL TOOLS REQUIRED IN STANDARD SERVICE OPERATIONS



DESIGNED BY PHILCO TO MEET THE NEEDS OF EVERY UP-TO-DATE SERVICEMAN

Part No. 45-1230

LIST PRICE \$6.30

Fibre hex wrench and insulated screwdriver for aligning sets; set of special PHILCO socket wrenches and handle; complete eyeletting kit; coil shield remover. A complete outfit arranged in a neat box for portability if desired.

NEW SERVICE SPECIALTIES

Part No.
45-1249



Ivory Knob Kit

For Your Convenience and Profit

A number of entirely new items designed and prepared exclusively for servicemen. Read all details below.

Here are ten distinctly new and different, and extremely useful and profitable items prepared by the Philco Parts Division to help servicemen do quicker, better work and make more profit. Save time and money this season . . . buy these new parts for YOUR service department.



Chassis Rack

Part No. 45-2310

Chassis Rack for Display or Service

Just the thing you have always wanted, to display chassis in a store window, or work on chassis in the shop. Made of heavy angle steel, cadmium plated. Will take any chassis except the Model 680 and a few of the earlier models with very long sub-base. An item no dealer or serviceman can afford to be without. Its usefulness pays for itself many times over.

Part No. 45-2310 List Price, \$6.00

Flexible Lead-In Strip for Transmission Line

Ideal for aerial installations where the installing of a porcelain tube through the window frame is impractical or undesirable—this flexible weatherproof canvas strap, 12" in length, containing two wires built-in, for conducting the transmission line into the house. Permits easy and complete closing of window. Has fibre panel with screw terminals at both ends to facilitate permanent connection of ends of transmission line. Every dealer should have a stock of these for use in Philco All-wave Aerial installations.

Part No. 45-2232 List Price, \$0.35

Rubber Chassis-Cushion Assortment

A well assorted supply of the rubber chassis mounting cushions, etc., used in Philco sets, including the types used in current Philcos as well as those manufactured during the past. Includes rubber mounting washers, mounting sleeves, bumpers, grommets, mounting feet, etc. In fact, 32 distinct types of mounting parts, a total of 236 pieces. A complete stock which should be in every dealer's or service station's shop.

Part No. 45-1256 List Price, \$7.00

Display Package—Philco Solder

Famous Philco resin-core solder, same as used in the manufacture of all Philco radios. An attractive display box containing six one-pound rolls. Ideal for the dealer's counter; or makes an excellent shop supply which will last any service station a long time and save the bother of many individual purchases.

Part No. 45-1268 List Price, \$7.50

Ivory Knobs—Select Assortment

Ivory-finish knobs revolutionize the panel appearance of any radio. These knobs are just the thing to sell to the set owner who cannot afford a new radio but will gladly spend half a dollar to get a set of snappy new knobs. Ideal for special custom-built sets also. Three different sizes and styles; fit standard 1/4" shaft; 26 knobs in all.

Part No. 45-1249 List Price, \$5.50

Flexible Window Lead-In Strip— For Single Wire Aerials

For conducting the lead-in from a single wire aerial under the window, in installations where the use of porcelain tube is impractical or prohibited. Consists of a flexible weatherproof canvas strap 12" long, with built-in flexible lead-in wire; Fahnestock clips at ends for quick connections. Far superior to cheap window lead-in strips, which deteriorate rapidly.

Part No. 45-2233 List Price, \$0.18

Volume Controls for 1937 Philcos

An assortment of volume controls to service any of the new 1937 Philco home radios, AC or AC-DC. 9 controls in all. An extremely useful assortment which will enable you to give quick service on current Philcos. Table of models and part numbers in lid of box.

Part No. 45-1259 List Price, \$10.80

Pocket Condenser Kit for Servicemen

A special compact pocket-assortment package of tubular paper condensers, in the five most-often-used values. Six each of the .01, .02 and .05 mfd. sizes, and 3 each of the .1 and .25 mfd. values. All 600 working volts. An extremely handy package—every serviceman should carry one with him on all calls. Neat box fits in coat pocket—size 6 1/2" x 3 1/4" x 1 1/4".

Part No. 45-1263 List Price, \$5.40

Pocket Resistor Kit (1-Watt) for Servicemen

Special serviceman's pocket assortment of 1-watt resistors—contains twenty assorted values of either carbon or metal-end types. An extremely handy package which every serviceman should have along on all calls. Fits in vest pocket.

Part No. 45-1264 List Price, \$2.50

Pocket Resistor Kit (1/2-Watt) for Servicemen

Pocket assortment similar to the 1-watt package, but containing 1/2-watt resistors instead of 1-watt. The companion unit to the 1-watt package. With these two assortments you can cover practically all replacement requirements on small carbon resistors. Either box fits in coat or vest pocket.

Part No. 45-1265 List Price, \$1.88

YOUR DISTRIBUTOR HAS THESE READY FOR YOU

Specially Prepared **PARTS ASSORTMENTS** *for Dealers*
Convenient Comprehensive Stock—at Minimum Cost

[[A carefully selected assortment of only the most-needed small parts]]
 arranged in convenient form for quick selection. A splendid investment]]

VOLUME CONTROL Assortment

18 CONTROLS
SERVICE 92%
of all PHILCOS

Especially selected to provide the dealer or serviceman with an assortment which will provide maximum model-coverage at minimum investment. Get one of these kits and end your volume control stock worries for the season.

LIST PRICE

\$24.90

Part No. 45-1229



TUBULAR CONDENSER Stock

A selected dealer stock of the popular tubular-type fixed condensers arranged in an extremely convenient form. Note the sliding drawers and individual compartments. Contains 132 condensers in all, 24 types covering a complete range of values. A splendid investment for better customer-service.




\$46.65

Part No. 45-1232
LIST PRICE . . .

Dealers
COMPLETE HARDWARE KIT

—All types of small hardware—

The famous PHILCO Hardware Kit, illustrated at the right, is being used by hundreds of distributors' and dealers' service departments and independent service stations all over the country, and is the handiest assortment of small hardware you can find anywhere. Practically every standard hardware part you will need is included.



Contains twenty glass jars, each containing a sufficient quantity of nuts, bolts and washers to last for a considerable period of time, and each part of a type needed in all service work. Each jar is marked with the quantity, part number and description of its contents, for quick selection. A splendid investment which will easily pay for itself by saving you many trips to the hardware store.

Part No. 45-1009 . . . List Price, \$24.00

BAKELITE CONDENSER STOCK

Every dealer or service station should carry this selected stock of PHILCO replacement bakelite-block type bypass condensers. Rugged, easily mounted and impervious to moisture.

These are the latest type with six lugs (see Page 29 for full description). Carton contains three separate trays each with individual compartments. 84 condensers, used in all PHILCOS.



Part No. 45-1233—LIST PRICE

\$27.95

★
**N
 E
 W
 E
 S
 T

 S
 T
 Y
 L
 E**

Greatest Time-savers Invented For Servicemen

Here is your resistor stock for this season—all selected and classified for you—and all of the latest style "Identified" insulated resistors (see page 24) recently introduced by PHILCO. 100 resistors in all including all needed values.

New Idea!
"IDENTIFIED" RESISTORS



LIST PRICE \$20.00

RESISTOR KIT—Part No. 45-1248

REPLACEMENT PARTS . . PHILCO HOME RADIOS

List Prices on Page 39: Numbers in Parentheses Refer to Notes on Page 37

Model	Volume Control	R. F. Transformers	I. F. Transformers	Osc. Transformer	Power Transformer	Input or Audio Transformer	Filter Choke	Filter Condenser	Electrolytic Condensers	Tone Control	B. C. Resistor	Dial Assembly	Pilot Lamp	Wave-band Switch	B. C. Mod.		Furn. Mod.		Output Trans.
															Cone Ass'y	Field Coil Ass'y	Cone Ass'y	Field Coil Ass'y	
14 EARLY	8054	05084 05085	04319 04320	05083	6804	6064	4819	04830	4916(1) 7558(2)	06698	6808	06817	6608	02996	36-3104	36-3381	36-3074	32-7078 32-7051
14 WITH POLICE	8054	32-1069 32-1070	04319 04320	05083	6804	6061	4819	30-2007	30-2024 30-2025	06698	6808	31-1026	6608	With On-Off Sw.	02996	36-3104	36-3381 33-3381	36-3074 36-3162	32-7051 32-7052
14 LATE	33-5024	32-1261 32-1256	32-1263 32-1264	32-1262	32-7111	32-7057	32-7115	30-2023(6) 30-2025	30-2003	30-4073	33-3062	31-1118(8) 31-1026(5)	6608	42-1035	36-3382	36-3162	32-7052	
15 EARLY	7050 8054(11)	04081 04082 3884C	03038 04979 03345	04983	6672	5662	3422	03489	6706 & 30-2025(10) 4916(11)	04787(10) 30-4004(11)	6700	4276(12)	6608	36-3159 02625	02803 02803	2565		
15 LATER	8054	04981 04982 3884Y	03038 04979 03345	04983	6672	6664	3422	03489	4916	04787	6700	4276(12)	6608	02625	36-3074	2565		
16 (CODES 121-2-3)	33-5153	S. W. 32-1183 Std. 32-1182	32-1186 32-1186 32-1188	32-1185 Std. 32-1184	32-7058(14) 32-7080(13)	32-7057	32-7056	30-4026	30-2069(15) 30-2078 7558(5)	30-4069(16)	33-3021	31-1058(18)	6608	42-1037	36-3159 36-3104	36-3631	36-3088	32-7052	
16 (CODES 125-6-7)	33-5153	32-1467 32-1468	32-1188 32-1470 32-1188	32-1469	32-7291(19) 32-7283(20)	32-7057	32-7056	30-2045(19) 30-2046(20)	30-2078 30-2023(19) 30-2069(20)	30-4204	33-3021	31-1363	34-2031	42-1079	02625	36-3104	36-3681	36-3088	32-7052
17	33-5023	32-1170 32-1171	32-1173 32-1174	32-1172	32-7058(14) 32-7080(13)	32-7057	32-7056	30-2045(19) 30-2046(20)	30-2078 30-2023(19) 30-2069(20)	30-4070	33-3021	31-1066	6608	42-1035	36-3159 36-3104	36-3681	36-3088	32-7078	
18 (CODES 121-2-3)	33-5024	32-1255 32-1256	32-1248 32-1258	32-1257	32-7111	32-7114	32-7115	30-2029	4700(22) 30-2025 30-2003(22)	30-4073	33-3033	31-1066(32)	6608	42-1046	36-3159 36-3104	02625	36-3104	32-7078	
18 (124)	33-5069	32-1396 32-1397	32-1288 32-1258	32-1398	32-7111	32-7114	32-7115	30-2045	30-2025	30-4073	33-3033	31-1207	6608	36-3159 36-3104	02625	36-3104	32-7078	
19 EARLY	33-5004	06619 06662	06621 06622	06620	8046	06624	8095 8095	30-4003	7998	06697(5) 06766(13)	6608	36-3159 36-3245	02625	36-3245	2580	
19 WITH POLICE	33-5000	32-1062 32-1063	06621 06622	06620	8046	06624	30-2026 8166(9)	30-4003	7998	31-1028(9) 31-1024(24) 31-1025(59)	6608	With On-Off Sw.	36-3159 36-3245	02625	36-3245	2580	
19 (126)	33-5000	32-1062 32-1063	32-1315 06622	06620	32-7170	30-2062	30-2026	30-4003	33-3222	31-1025 31-1024(25)	6608	With On-Off Sw.	36-3159 36-3239	36-3159 02625	36-3239 36-3218	32-7178	
20	4094	3884N 3884P 3884P	4234	4232	4231	4235	4230	4209B	3463	02996	Repl. Nprk.	02996	Repl. K24	2766
21	4094	3884N 3884P 3884P	4813	4232	4819	4818	4824	4209B	3463	02996	Repl. Nprk.	02996	Repl. K24	2766
28	33-5066	32-1360	32-1362 32-1363 32-1364	32-1361	6658 32-7018	30-2083	30-2083	30-4211	33-3159	31-1208	4567	42-1062	02861	36-3357	36-3159	36-3352	32-7275
29	33-5097	32-1360	32-1362 32-1363 32-1364	32-1361	32-7229	32-7018	30-2073	30-2026	30-4178	33-3222	31-1208	6608	42-1062	02861 29-TX 02625	36-3325 P.M.	02625	36-3218	32-7178
30	4093	4182A 4182B 4182B 4182B	3242	3518	04787	3864	03031	5316	2764	Mag.	2764	Mag.
32	33-5063	32-1062 32-1063	32-1289 06622	06620	32-7218	32-7213	30-2026 30-2014	06764	7998	31-1025	4567	With On-Off Sw.	36-3159 36-3306	36-3159	36-3306	32-7042	
34	33-5004	S. W. 32-1271 Std. 32-1270	32-1341 32-1341 32-1342	S. W. 32-1273 Std. 32-1272	7233	30-4151	30-4152(26)	31-1162	5316	42-1045	36-3159	36-3159	2565
35	5317	03320 03083	03009 03092	03321	5315	5314	04757	03031	5316	02887	02887	2640
37	7239	05726 05727	05697 05698	05728	7233	03915	05811	5316	02887	02887	2528
38	33-5017	32-1208	32-1290 32-1252	32-1209	7233	03915	31-1084	5316	42-1039	36-3157	36-3157	2505
38 (123)	33-5154	32-1518	32-1290 32-1291	32-1519	7233	03915	31-1408	5316	42-1039	36-3159	36-3159	2505
39	33-5020	32-1548	32-1550 32-1551	32-1549	7233	30-4253	30-4251	31-1471	5316	42-1092	36-3159	36-3159	2505
40	4056	3884A 3884B 3884C 3884C	3872	3422	4067	04787	4057	3794(12)	3463	36-3170	Δ	36-3170	Δ	2766
41 & 42	4094	3884A 3884B 3884C 3884C	3872	3422	4067	04787	4057	3794(12)	3463	36-3170	Δ	36-3170	Δ	2766
43	6892	05189 05624	05185 05185 05185	05184	7074(27)	5930	05239	4916	05174	6451(10) 6452	05418	6608	6895	36-3159 36-3245	02625 36-3159 36-3159	43L 36-3245 0276 36-3245	2580 H2564	
44	33-5025	S. W. 32-1270 Std. 32-1271	32-1274 32-1306	S. W. 32-1273 Std. 32-1272	32-7137	5930	30-2079	30-2026	30-4080	33-3222	31-1107	6608	42-1045	36-3159 36-3245	02625	36-3245	2580
45	33-5097	32-1360	32-1362 32-1363 32-1364	32-1361	32-7226	32-7018	30-2079	30-2030	30-4178	33-3222	31-1208	6608	42-1062	02861	36-3325	36-3159	36-3245	2580
46	4141	3884X 3884Y 3884Y	4862	4860	4858A	4209B	3463	02996	Δ	02996	Δ	2766
47	6409	04330(28) 05063(28)	05094 05095	04180(20)	6064	0712 5914	05003	04757	0716	04832(31)	6608	02996	02745	02625	02745	2550
48	6415	05848 05849	03887 03887	06065	4819	05509	7852	05811	6608	02861	Repl. Nprk. (P17)	02887	Repl. S10	2520
49	33-5059	32-1327 32-1329	32-1381 32-1424	32-1428	32-7211	32-7213 32-7018	04357 30-4140	30-4043	33-3128	31-1205	4567	42-1046	36-3159	02745	02625	02745	2550
50	5292	03283 03284 03284	5296	03459	4916	03322	3463	02861	Δ	02887	Δ	2660

Model	Volume Control	R. F. Transformers	I. F. Transformers	Osc. Transformer	Power Transformer	Input or Audio Transformer	Filter Choke	Filter Condenser	Electrolytic Condensers	Tone Control	B. C. Resistor	Dial Assembly	Pilot Lamp	Wave-band Switch	B. G. Mod.		Furn. Mod.		Page 35 Output Trans.
															Cone Ass'y	Field Coil Ass'y	Cone Ass'y	Field Coil Ass'y	
51 & 52	6415	03890(33) 03891(33)	03897 03896	03892(34)	5266	03915	4916	04031(36)	3463	02861	Δ	02887	Δ	2660
53	33-5001	32-1000	32-1002	32-1001	32-7001	30-4000	30-2000 30-2001	28-1021(12)	36-3000	Δ	32-7000
54	33-5010	32-1117	32-1115 32-1195(37)	32-1118	32-7036	30-4023	30-2002 30-2001	33-3012	4567	42-1027	36-3266	Δ	32-7020
57	33-5011	32-1153	32-1155	32-1158	32-7064(38)	30-2013	30-2013	7465	27-5086(12)	42-1027(39)	36-3266	Δ	32-7041
58	33-5057	32-1153	32-1155	32-1158	32-7064(38)	30-2013	30-2013	7465	27-5023(12)	6608	42-1043	36-3266	Δ	32-7041
59	33-5057	32-1388	32-1155	32-1389	32-7064(38)	30-2013	30-2013	7465	27-5023(12)	6608	36-3266	Δ	32-7041
60	33-5006	32-1047	32-1304(40) 32-1305(40)	32-1048	8046	30-4063(41)	7558	30-4318	7998	31-1090	6608	42-1001	36-3157	36-3341	36-3157	36-3341	32-7019
65	3528	3506B 3506A	3516	3537	3422	3515	3512	3398(12)	3463	36-3170	Δ	36-3170	Δ	32-7078
66	33-5006	32-1412	32-1414 32-1415	32-1413	8046	32-7018	30-2079	30-2021	30-4212	33-3222	31-1234	6608	42-1066	36-3157	36-3341	36-3157	36-3341	32-7019
70	5039	03082 03083	03091 03092	03084	5117	4819	04559	4916	04757	5125	03031	3463	02996	Δ	02996	Δ	2580
70 AVC.	6015	04339 04185	04190 03038	04186	5117	4819	04559	4916	04757	6008	03031	3463	02996	Δ	02996	Δ	2580
71	6499	04339(43) 04185(43)	04190 04319	04186(44)	7074(45)	05324	6453 4916 6706	04787 (42)	6451(2) 6452	04832(47)	6608	36-3159	71-B 71-L 36-3245 02625 36-3159 36-3245	02761 36-3245	2590** 2564§	
76	3879	3894A 3894B 3894C 3894C	3868	3872	3422	3870	3865	3794(12)	3463	36-3170	Δ	36-3170	Δ	2766
77	4094	3884A 3884B 3884C 3884C	3868	3872	3422	3870	04787	3865	4118(12)	3463	36-3170	Δ	36-3170	Δ	2766
80	33-5005	05631(48)	06100	05832(49)	7421	30-2025	7467	7465	05828(51)	6608	02861	Δ	02861	Δ	2660
81	33-5002	32-1030	06100	32-1031	7421	30-2025	7467	7465	6608	02861	36-3298	02861	36-3058	32-7019
84	33-5055	32-1310	32-1313	32-1311	32-7180	30-2013	7465	27-5210(68)	6608	36-3157	36-3243	36-3157	36-3243	32-7019
86	3076	3075B 3075A	3271	3242	3269	3246	3232	3047(12)	6608	02996	Δ	02996	Δ	2766
87	3076	3075B 3075A	3400	3242	3472	3401	3399	3398(12)	3463	36-3170	Δ	36-3170	Δ	2766
89 EARLY	33-5004	06619 06662	06621 06622	06620	8046	06624	30-2026 8166	06764	7998	31-1590	6608	36-3159	36-3245	36-3159	36-3245	2580
89 (With Police)	33-5007	32-1062 32-1063	06621(55) 06622	06620	8046	06624	30-2026 8166	06764	7998	31-1025	6608	With On-Off Sw.	36-3159	36-3245	36-3159	36-3245	2580
90 (2-45's)	5039	03013 03014 03015	03009 03143	03016	4938	4952	4819	4916	04787	4953	03031	3463	02996	Δ	36-3170	Δ	2786
90 (1-47)	5724	03360 03014 03015	03009 03345	03016	5362	4819	4916	04787	5365	03031	3463	02996	Δ	36-3170	Δ	2673
90 (2-47's)	6015	04317 04408	04319 04320	04409	6072	6064	4819	04407	4916	04787	6702	03031	3463	02996	Repl. Spkr. (K24)	36-3170	Repl. Spkr. (H12)	2635 2590
91 EARLY	6499	04317 04409	04319 04320	04408	6554(1) 6804(2)	6064	4819	04830	2-4916(1) 6706 & 30-2025(2)	04787	6071(1) 6807(2)	04832(58)	6608	36-3159	02803	02625	02803	2585
91 LATE	8054	32-1069 32-1070	04319 04320	05965	6554(1) 6804(2)	6064	4819	04830	2-4916(1) 2-7558(2)	04787(7)	6702(1) 6808(2)	6608	With On-Off Sw.	Δ	36-3159 02625	02803 02803	2565
95	3790	3744A 3744B 3744C 3744C	3752	3537	3422	3754	3762	3794(12)	3463	36-3170	Δ	36-3170	Δ	2766
96	4093	3744A 3744B 3744C 3744C 3775B	3752	3537	3422	3754	04787	3762	4118(12)	3463	36-3170	Δ	36-3170	Δ	2766
97	33-5102	32-1635 32-1868	32-1631 32-1632	32-1869	32-7369	32-7372	30-2114 30-2025 30-2117	30-4311	33-3208	31-1513	34-2031	42-1104	36-3159	36-3463	02625	36-3461	2585
111	4093	3884S 3884T 3884V	03036 03039 03040	3884U	4446	3537	3422	3754	04787	4532	4276(12)	3463	36-3170	Δ	36-3170	Δ	2766
112 (2-45's)	4093	3884S 3884T 3884V	03036 03039 03040	3884U	4446	3537	3422	3754	04787	4532 3763	4276(12)	3463	36-3170	Δ	36-3170	Δ	2635
112 (2-47's)	4093	3884S 3884T 3884V	03036 03039 03040	3884U	5594	5662	5643	03489	4916	04787	3764	4276(12)	3463	36-3170	Δ	36-3170	Δ	2635
116	116-B: 33-5153 116-X: 33-5155	L.W. 32-1729 Std. 32-1735 S.W. 32-1730 Std. 32-1468 S.W.	32-1864 32-1865 32-1188	L.W. 32-1731 Md. & S.W. 32-1736	32-7291	116-B: 32-7057 116-X: 32-7447	32-7056	30-2121 30-2025 30-2045 (65)	42-1119	116-B: 33-3021 116-X: 33-3020 33-3212	27-5107 (Scale)	34-2039	42-1118	02625	36-3104	36-3381	36-3088	32-7446
118	32-1378 32-1379	32-1381 32-1424	32-1380	32-7111	32-7114	32-7115	30-2078	30-2025 30-2045	30-4186	33-3034	31-1205	6608	42-1046	36-3159	36-3104	02625	36-3104	32-7078
144	33-5068	S.W. 32-1271 Std. 32-1270	32-1369 32-1306 32-1307	S.W. 32-1273 Std. 32-1272	32-7234	32-7018	30-2073	30-2026	30-4204	33-3222	31-1206 (63)	6608 (64)	42-1045	36-3159	36-3239	02625	36-3218	2580
200	33-5071	32-1420 32-1421 32-1422	32-1403 32-1403 32-1404	32-1423	32-7258	32-7057	32-7056	30-2046	30-2069 30-2080	30-4196	33-3226	31-1255	6608	36-3381	36-3088	32-7247	
201	33-5071	32-1481 32-1482	32-1483 32-1483 32-1484	32-1504	32-7258	32-7057	32-7058 32-7056	30-2046	30-2080 30-2069	33-3226	31-1205	34-2040	42-1083	36-3381	36-3088	32-7247
470	5039	03082 03083	03091 03092	03084	5117	4819	4916	04757	5125	03031 03890	3463	03751	02996	Δ	02996	Δ	2673
490	5724	03360 03014 03015	03009 03345	03016	5362	4819	03327	4916	04787	5365	03031 03890	3463	03751	02996	Δ	02996	Δ	2673
511	3076	3075B 3075A	3073	Z-224	Z-406	3088W	3047(12)	5608	2764	Mag.	2764	Mag.	2766

Page 36 Model	Volume Control	R. F. Transformers	I. F. Trans. formers	Osc. Trans- former	Power Trans- former	Input or Audio Trans- former	Filter Choke	Filter Con- denser	Electro- lytic Con- densers	Tone Control	B. C. Resistor	Dial	Pilot Lamp	Wave- band Switch	B. G. Mod.		Furn. Mod.		Output Trans.	
															Cone Ass'y	Field Coil Ass'y	Cone Ass'y	Field Coil Ass'y		
600	33-5152	32-2144	32-2031	32-2043	32-7552	30-2149	27-5193 (Scale)	34-2064	36-3029	36-3609	32-7567	
602	33-5145	32-2140	32-2005 32-2006	32-2041	32-7544	30-2148	33-3235	27-5193 (Scale)	34-2068	36-3029	36-3040	32-7566	
604	38-7630	32-2045 32-2046	32-2049 32-2059	32-2047 32-2048	32-7569 32-7572	30-2154	33-3235	31-1799	34-2068	38-7631	36-3029	36-3620	32-7568	
610	33-5106	32-1669	32-1671 32-1672	32-1671	32-7381	30-2118 30-2025 30-2025	30-4318	33-3222	27-5097 (Scale)	34-2064	42-1112	02861	36-3341	36-3157	36-3495	32-7019	
610 (Late)	33-5106	32-1669	32-1671 32-1672	32-1973	32-7381	30-2118 30-2025 30-2025	30-4318	33-3222	27-5097 (Scale)	34-2064	42-1152	02861	36-3341	36-3157	36-3995	32-7019	
611	33-5114	32-1781	32-1671 32-1672	32-1973	32-7018 32-7452	30-2125 30-2124 30-2124	30-4377	33-3213	27-5097 (Scale)	5316	42-1112	02861	36-3519	36-3157	36-3495	32-7395	
620	33-5105	32-1867 32-1868	32-1646 32-1647	32-1637 32-1869	32-7381	30-2118 30-2079	30-4332	33-3222	27-5098 (Scale)	34-2064	42-1107	36-3157	36-3495	36-3157	36-3495	32-7019	
(Late) 620 625	33-5105	32-1867 32-1868	32-2018 32-2020	32-1869	32-7381	30-2118 30-2079	30-4332	33-3222	27-5098 (Scale)	34-2064	42-1152	36-3157	36-3498	36-3157	36-3995	32-7019	
623	33-5142	32-1817	32-1671 32-1672	32-1973	32-7480	30-2127	30-4344	27-5097 (Scale)	34-2065	42-1112 (74)	36-3159	36-3159	32-7453	
624	33-5137	32-1669	32-1671 32-1672	32-1973	32-7504	32-7480	32-7543	30-2138 30-2143	30-4391	27-5163 (Scale)	34-2065	42-1151	36-3540	36-3540	32-7503	
630	33-5105	32-1867 32-1868	32-1646 32-1647	32-1869	32-7381	30-2118 30-2073	30-4332	33-3222	27-5098 (Scale)	34-2064	42-1107	36-3159	36-3498	02825	36-3506	32-7178	
(Late) 630 635	33-5105	32-1867 32-1868	32-1646 32-1647	32-1869	32-7381	30-2118 30-2073	30-4332	33-3222	27-5098 (Scale)	34-2039	42-1152	36-3159	36-3498	02825	36-3506	32-7178	
640	33-5113	32-1708 32-1709	32-1917 32-1836	32-1710	32-7462	32-7471	30-2114 30-2025 30-2117	30-4333	33-3208	27-5103 (Scale)	6608 34-2064	42-1114	36-3159	36-3463	02625	36-3461	2585	
641	33-5116	32-1827 32-1828	32-1917 32-1830	32-1829	32-7211	32-7476 32-7213	30-4355 30-4356 30-4357	30-4333	33-3214	27-5125	34-2068	42-1130	36-3159	02745	02625	02745	2550	
642	33-5120	32-1867 32-1868	32-1843 32-1844	32-1869	3242	32-7215	30-2132	30-4332	33-3217	27-5098 (Scale)	34-2068	42-1107	36-3159	36-3407	36-3159	36-3407	32-7309	
643	33-5119	32-1806 32-1807	32-1809 32-1810	32-1808	32-7473	30-2127	30-4352	27-5124 (Scale)	34-2065	42-1128	36-3159	36-3159	2580	
645	33-5113	32-1867 32-1868	32-1917 32-1836	32-1976	32-7462	32-7532	30-2080 30-2025 30-2117	30-4406	33-3236	27-5165 (Scale)	34-2039	42-1153	36-3159	36-3463	02625	36-3461	2585	
650	33-5108	32-1708 32-1709	32-1917 32-1836	32-1710	32-7402	32-7114	32-7115	30-2122 30-2045 30-2025	30-4343 (72)	33-3226	27-5103 (Scale)	34-2064	42-1114	36-3159	36-3104	02625	36-3104	32-7078	
651	33-5116	32-1867 32-1868	32-1835 32-1978	32-1976	32-7211	32-7527 32-7528	30-4408	30-2147 30-2124 30-2124	30-4382	33-3043 33-3044	27-5170 (Scale)	34-2068	42-1151	36-3680	36-3557	32-7508	
655	33-5108	32-1867 32-1868	32-1917 32-1836	32-1976	32-7402	32-7114	32-7115	30-2122 30-2045 30-2025	30-4378	33-3211 33-3226	27-5165 (Scale)	34-2039	42-1153	36-3159	36-3104	02625	36-3104	32-7078	
660	33-5155	32-1750 32-1751	32-1864 32-1865 32-1188	32-1752	32-7440	32-7057	32-7056	30-2122 30-2045 30-2025	30-4343 (72)	33-3226	27-5115 (Scale)	6608 34-2039	42-1120	02625	36-3104	32-7078	
665	33-5155	32-1750 32-1751	32-1864 32-1865 32-1188	32-1752	32-7440	32-7057	32-7056	30-2122 30-2045 30-2025	30-4378	33-3226 33-3020	27-5115 (Scale)	34-2039	42-1120	02625	36-3104	32-7078	
680	33-5117	(67)	32-1837AVC 36-7013(66)	Bands 1-2 & 3 32-1815 Band 4 32-1816	32-7455	32-7447	32-7056	30-4384	30-2079 32-1130 30-2129	33-3215 33-3216	27-5127 (Scale)	6608 34-2039	42-1127	36-3381	36-3162	32-7461	
37-33	33-5169	32-2212	32-2159 32-2246	32-2213	30-2158	27-5243	5316	45-2315	
37-38	33-5165	32-2159 32-2246	32-2101 32-2102	32-2120 32-2121	32-7637	30-2162	27-5196	34-2150	42-1195	36-3157	02625	32-7639	
37-60	33-5157	32-2108 32-2119	32-2100 32-2102	32-2120 32-2121	32-7583	30-2024 30-2117 30-2116	42-1180	33-3277	27-5196	34-2039	42-1195	36-3157	36-3341	36-3157	36-3341	32-7019	
37-61	33-5157	32-2108 32-2142	32-2100 32-2102	32-2120 32-2143	32-7583	30-2024 30-2117 30-2116	42-1180	33-3277	27-5205	34-2039	42-1195	36-3157	36-3341	36-3157	36-3341	32-7019	
37-89	33-5157	32-2127 32-2128	32-2100 32-2102	32-2120	32-7583	30-2024 30-2117	42-1180	33-3277	27-5204	34-2039	42-1194	36-3157	36-3664	36-3157	36-3664	32-7019	
37-116	33-5158	32-2108 32-2146 32-2183 32-2185 32-2175 32-2105 32-2147 32-2177 32-2178 32-2176	At. H. I.	32-2194 32-2199 32-2197 32-2191 32-2198	32-7688	32-7057	32-7056 32-7491	30-4466	30-2026 30-2123 30-2169	42-1195	33-3289 33-3291	27-5249	34-2039	42-1211 42-1212 42-1217	36-3716	36-3686	32-7717
37-600	33-5152	32-2144	32-2031	32-2043	32-7554	30-2149	27-5193	34-2064	36-3029	36-3609	32-7567	
37-602	33-5145	32-2140	32-2005 32-2006	32-2041	32-7544	30-2148	33-3235	27-5193	34-2068	36-3029	36-3040	32-7566	
37-604	38-7630	32-2141 32-2179	32-2059 32-2049	32-2047 32-2048	32-7572 32-7569	30-2154	33-3235	31-1799	34-2068	38-7631	36-3029	36-3620	32-7568	
37-610	33-5158	32-2108 32-2119 32-2109	32-2100 32-2102	32-2120 32-2121 32-2110	32-7583	30-2024 30-2118 30-2117	42-1182	33-3277	27-5203	34-2039	42-1170 42-1172	36-3157	36-3341	36-3627	36-3690	32-7019	
37-611	33-5158	32-2108 32-2119 32-2109	32-2100 32-2102	32-2120 32-2121 32-2110	32-7667 32-7668	30-2124 30-2157 30-2166	42-1284	33-3292	27-5203	34-2068	42-1200 42-1246	36-3157	36-3519	36-3627	36-3519	32-7395	
37-620	33-5166	32-2108 32-2119 32-2109 32-2105 32-2106 32-2186	32-2100 32-2102	32-2120 32-2121 32-2110	32-7583	30-2024 30-2118 30-2117	42-1182	33-3277	27-5203	34-2039	42-1170 42-1171 42-1172	36-3157	36-3341	36-3627	36-3690	32-7019	
37-623	33-5158	32-2108 32-2119 32-2109 32-2105 32-2106 32-2186	32-2100 32-2103	32-2120 32-2121 32-2110	32-7637	30-2161	42-1207	27-5203	34-2150	42-1200 42-1245 42-1246	36-3159	02625	32-7639	
37-630	33-5158	32-2108 32-2119 32-2109 32-2105 32-2106 32-2186	32-2100 32-2102	32-2120 32-2121 32-2110	32-7583	30-2024 30-2118 30-2117	42-1182	33-3277	27-5203	34-2039	42-1170 42-1171 42-1172	36-3174	36-3718	02625	36-3665	2580	

Model	Volume Control	R. F. Transformers	I. F. Transformers	Osc. Transformer	Power Transformer	Input or Audio Transformer	Filter Choke	Filter Condenser	Electrolytic Condensers	Tone Control	B. C. Resistor	Dial	Pilot Lamp	Wave-band Switch	B. G. Mod.		Furn. Mod.		Page 37
															Cone Assy.	Field Coil Assy.	Cone Assy.	Field Coil Assy.	
37-640	33-5158	32-2108 32-2119 32-2109 32-2106 32-2105 32-2126	32-2100 32-2102	32-2120 32-2121 32-2110	32-7507				30-2118 30-2045	42-1182	33-3276	27-5214	34-2039	42-1170 42-1171 42-1172	36-3174 36-3239	02625	36-3218 32-7684		
37-650	33-5158	32-2108 32-2150 32-2175 32-2105 32-2151 32-2176	32-2109 32-2171	32-2120 32-2152 32-2182	32-7606				30-2118 30-2024 30-2163	42-1184	33-3280	27-5212	34-2039	42-1189 42-1190 42-1191	36-3174 36-3687	02625	36-3687 32-7684		
37-660	33-5158	32-2108 32-2119 32-2185 32-2175 32-2105 32-2106 32-2178 32-2176	32-2109 32-2171	32-2120 32-2121 32-2182	32-7615		32-7115		30-2122 30-2026 30-2026	42-1184	33-3279 33-3278	27-5209	34-2039	42-1202 42-1203 42-1204	36-3020 36-3673	02625	36-3673 32-7684		
37-670	33-5158	32-2108 32-2146 32-2183 32-2185 32-2175 32-2105 32-2106 32-2177 32-2178 32-2176	32-2170 32-2172	32-2120 32-2119 32-2186 32-2182 32-2184	32-7640	32-7671	32-7115		30-2025 30-2045	42-1184	33-3281 33-3282	27-5213	34-2039	42-1211 42-1212 42-1213	36-3159 36-3104	02625	36-3104 32-7684		
37-675	33-5158	32-2108 32-2146 32-2183 32-2185 32-2175 32-2105 32-2106 32-2177 32-2178 32-2176	32-2209 32-2211 32-2217	32-2194 32-2198 32-2199 32-2197 32-2191	32-7609	32-7057	32-7056	30-4470	30-2046 30-2025 30-2024 30-2170	(bass-sw) 42-1196 42-1197 33-5173 (treble)	33-3290 33-3279	27-5249 (Code 121) 27-5207 (Code 122)	34-2039	42-1211 42-1212 42-1217		36-3631 36-3162 32-7685			

NOTES:

R. F. and Ant. Transformers in these charts are listed in the order of increasing frequencies.

R. F. and I. F. Transformers in these charts are listed in the order they appear in circuit diagrams.

- † Not replaceable. Return to Distributor for exchange.
- ** Val. Control only. Switch is Part No. 4705.
- (1) One-speaker sets.
- (2) Two-speaker sets.
- (3) LZK only; code 222 is 42-1031; code 121 is 42-1019.
- (4) Code 122.
- (5) Code 122.
- (6) Code 123 uses two 30-2014.
- (7) Models with bass comp: 06498.
- (8) Code 123 (RX).
- (9) Code 123.
- (10) Code 221.
- (11) Code 223.
- (12) Scale only.
- (13) Code 121.
- (14) Code 122 and 123.
- (15) Code 121 (two used).
- (16) Use 30-4294.

- (17) Code 123: 31-1077.
- (18) Code 123: 31-1115.
- (19) Code 123.
- (20) Code 126-B 7.
- (21) Code 125: 31-1874.
- (22) After run 6, use one 30-2045 in place of these two.
- (23) Code 123: 31-1117.
- (24) Code 126-5 (LZ & LZK).
- (25) Code 129 (LZ).
- (26) Run 3 and after: 30-4294.
- (27) Code 221: 6093.
- (28) Code 123 or 223: 05988, 06146.
- (29) Code 123 or 223: 05987.
- (30) Code 123 or 223: 06144; (Code 125: 06123).
- (31) Code 123 or 223: 05992.
- (32) Code 123: 31-1118.
- (33) Code 123 & 223: 05726, 05727.
- (34) Code 123 & 223: 05728.

The following are the radio chassis model numbers used in Philco Phonograph Models.

Phonograph Model	Chassis Used
22	71
23	91
24	52
25	43
26	89
27	19
28	111
29	112
30	20
31	70
32	96
33	16
34	16
35	18
36	44
37	60
38	144
39	118
40	201

- (35) Code 123 & 223: 05829; after 06339.
- (36) Code 123 & 223: 10-19-32; 05811; after 10-19-32; 06328.
- (37) Before run 4: 32-1116.
- (38) Before run 4: 32-7646.
- (39) Run 6 and after: 42-1043.
- (40) Run 6 and after: 32-1304.
- (41) Before run 3: 30-4013.
- (42) Before run 3: 65133.
- (43) Code 123 or 223: 05988, 05989.
- (44) Code 123 or 223: 05987.
- (45) Two-speaker sets: 6457.
- (46) Code 123 or 223: 05966.
- (47) Code 123: 06541.
- (48) Code 123, 223 & 125: 05992.
- (49) Above run 12: 06887; with dial to 170: 32-1125.
- (50) Above run 12: 06887; with dial to 170: 32-1116.
- (51) With dial to 170: 31-1031.
- (52) Before run 4: 05794.
- (53) Before run 4: 05828.
- (54) After run 2: 32-1289.
- (55) Before run 5: 31-1010.
- (56) Code 123 & 223: 05862.
- (57) Code 123 & 223: 05992.
- (58) Code 126.
- (59) Later Prod: 31-1290.
- (60) Code 125: 42-1878.
- (61) Code 125: 31-1353.
- (62) Code 125: 31-1363.
- (63) Code 125: 30-2031.
- (64) 116X: 30-2121, 30-2123, 30-2069.
- (65) I. F. Expander Unit.
- (66) L.W. Std.; (Am.) 32-1811; Pol.
- (67) S. W.; 32-1812, L.W. Std.; (Det.) 32-1813, Pol., S. W. 32-1814.
- (68) 1937 Model.
- (69) 1937 Model: 31-1527.
- (70) 1937 Model: 32-1793.
- (71) Run 6 & after: 31-1527.
- (72) " 9 " " 30-4278.
- (73) " 4 " " 30-4278.
- (74) " 6 " " 42-1151.

REPLACEMENT PARTS—AUTO RADIO MODELS—List Prices on Page 39

Model	Field Coil Assembly	Pilot Lamp	Speaker Cone	Tuning Condenser	Filter Condenser	Control Shafts		Dial	Volume Control and Switch Assembly	Tone Control	R. F. Transformers	Osc. Transformers	I. F. Transformers	Power Transformer	Input Transformer	Output Transformer	Filter Choke
						Tuning	Volume										
3	Not Furnished	6608	02996	4372-A			4507	4461	** 4463		4401A 4401B 4401C 3775B				3241	2706	
5	36-3046	6608	02861	31-1019	30-2008	28-8006	28-8007	27-5006	33-5009		32-1152	32-1085	32-1086 32-1204	32-7030		32-7615	
6	02795	6608	36-3159	04308	05354	6128	6129	8255	7525		06914 06915	06916	06932 05970			2598	
7	02795	6608	36-3159	04308		6128	6129	6043	6109		04348 04509	04508	04352 04353			2598	
8	02795	6608	36-3159	04308		6128	6129	6043	7322	05366	04348 04509	04508	04352 04353			6582	2565
9	02795	6608	36-3159	04308	04959	6128	6129	8255	7525	05366	06914 06915	06916	06932 05970		7652	32-7039	
10	36-3130	6608	36-3159	Dir. Dr. 31-1083 Air Pl. 31-1202	30-2015	28-8139 Air Pl. 28-8206	28-8141 Air Pl. 28-8206	27-5022 42-5173	Dir. Dr. 38-5280 Air Pl. 38-5511	30-4056	32-1220 32-1221	32-1222	32-1236 32-1237	32-7098		32-7102 32-7038	
10 (122)	36-3130	34-2039	36-3159	31-1202	30-2015	28-8206	28-8206	42-5173	38-5851	30-4056	32-1220 32-1221	32-1222	32-1236 32-1237	32-7098		32-7102 32-7104	
11	36-3046	6608	02861	Dir. Dr. 31-1149 Air Pl. 31-1199	30-2072	28-8139 Air Pl. 28-8206	28-8141 Air Pl. 28-8206	Dir. Dr. 27-5038 Air Pl. 42-5175	Dir. Dr. 38-5606 Air Pl. 38-5534		32-1331 32-1332	32-1333	32-1329 32-1237	32-7216		32-7214 32-7215	
12	02795	6608	36-3159	04308	04959	6128	6129	8255	7525	05366	04348 04509	04508	04352 04353		6582	2565	
700	36-3046	34-2031 or 34-2039	36-3157	31-1199	30-2072	28-8206	28-8206	42-5189	38-5534	30-4180	32-1331 32-1332	32-1333	32-1329 32-1237	32-7216		32-7214 32-7215	
800	36-3130	6608	36-3159	Dir. Dr. 31-1083 Air Pl. 31-1202	30-2015	28-8139 Air Pl. 28-8206	28-8141 Air Pl. 28-8206	Dir. Dr. 27-5022 Air Pl. 42-5173	Dir. Dr. 38-5606 Air Pl. 38-5534	30-4142	32-1220 32-1221	32-1222	32-1236 32-1237	32-7098	32-7203	32-7205 32-7104	
800 (122)	02795	34-2039	36-3159	31-1202	30-2015	28-8206	28-8206	42-5191	38-5851	30-4220	32-1402 32-1463	32-1222	32-1471 32-1449	32-7098	32-7206	32-7205 32-7104	
802	36-3513	34-2040	36-3159	31-1202	30-2015	28-8206	28-8206	42-5255	38-5851	30-4208	32-1402 32-1463	32-1222	32-1471 32-1449	32-7098	32-7206	32-7205 32-7104	
805	36-3405	34-2039	36-3406	31-1483	30-2115	28-8354	28-8354	27-7835	**38-6635		32-1655 32-1656	32-1657	32-1650 32-1651	32-7352		32-7019 32-7351	
806	36-3405	34-2039	36-3406	31-1483	30-2109	28-8354	28-8354	27-7835	**38-6605	33-5101	32-1618 32-1619	32-1620	32-1621 32-1622	32-7352		32-7019 32-7351	
808	02795	34-2039	36-3159	31-1483	30-2112	28-8354	28-8354	27-7835	**38-6636	33-5096	32-1618 32-1619	32-1620	32-1621 32-1630	32-7352	32-7356	32-7355 32-7104	
809	36-3513	34-2039	36-3159	31-1483	30-2109	28-8354	28-8355	27-7835	**38-6605	33-5096	32-1618 32-1619	32-1620	32-1621 32-1622	32-7352		2598 32-7351	
810P	36-3405	34-2040	36-3406	31-1595	30-2109		28-8399		** 38-6605		32-1778 32-1779	32-1621 32-1622	32-1804	32-7352		32-7019 32-7351	
810PV	36-3405	34-2040	36-3406	31-1595	30-2109	28-8398	28-8399	27-5126	** 38-6605		32-1778 32-1779	32-1621 32-1622	32-1780	32-7352		32-7019 32-7351	
811P	32-9236		36-3526	31-1872	30-2145		28-8620		** 33-5139		32-2111 32-2112	32-2160 32-2164	32-2181	32-7482		32-7495 32-7491	
811PV	32-9236	34-2040	36-3526	31-1831	30-2145	28-8595	28-8595	42-5590	** 33-5139		32-2111 32-2168	32-2180 32-2164	32-2113	32-7482		32-7495	
816	32-9236	34-2039	36-3526	31-1767	30-2145	28-8595	28-8595		** 33-5148		32-1984 32-1985	32-2160 32-2164	32-1986	32-7482		32-7495 32-7491	

□
816-42-5539
B-C-42-5570
H-T-45-2249
O-45-2272
P-42-5340

Model	Field Call Assembly	Pilot Lamp	Speaker Cone	Tuning Condenser	Filter Condenser	Control Shafts *		Dial	Volume Control and Switch Assembly	Tone Control	R. F. Transformers	Osc. Transformers	I. F. Transformers	Power Transformer	Input Transformer	Output Transformer	Filter Choice
						Tuning	Volume										
817	36-3597	34-2039	36-3586	31-1769	30-2150	28-8595	28-8595	819-42-5539 B-C-42-5570 H-T-45-2249 O-45-2272 P-42-5540	** 33-5148	33-5150	32-1984 32-1985	32-2026 32-2027	32-1986	32-7550	32-7495	32-7545	
818	32-9236 (overhead) 36-3597 (Dash)	34-2039	36-3526 (overhead) 36-3586 (Dash)	31-1769	30-2150	28-8595	28-8599	818-42-5539 B-C-42-5570 H-T-45-2249 O-45-2272 P-42-5540	** 33-5149	33-5150	32-1984 32-1985	32-2026 32-2027	32-1986	32-7550	32-7495 (Dash)	32-7545	
818K	02795	34-2039	36-3159	31-1769	30-2150	28-8595	28-8599	818K-42-5539 B-C-42-5570 H-T-45-2249 O-45-2272 P-42-5540	** 33-5149	33-5150	32-1984 32-1985	32-2026 32-2027	32-1986	32-7550	32-7562	32-7545	
819	36-3513	34-2039	36-3159	31-1769	30-2152	28-8595	28-8599	819-42-5539 B-C-42-5570 H-T-45-2249 O-45-2272 P-42-5540	** 33-5149	33-5150	32-1984 32-1985	32-2050 32-2034	32-1986	32-7550	32-7551	32-7545	
819H	32-9236 (overhead) 36-3513 (Dash)	34-2039	36-3526 (overhead) 36-3159 (Dash)	31-1769	30-2152	28-8595	28-8599	819H-42-5539 B-C-42-5570 H-T-45-2249 O-45-2272 P-42-5540	** 33-5149	33-5150	32-1984 32-1985	32-2050 32-2034	32-1986	32-7550	32-7551	32-7545	
DPV	36-3097	34-2031	02861	31-1321	30-2072	28-8206	28-8206	42-5226	38-5534	30-4056	32-1445 32-1448	32-1448 32-1447	32-1447	32-7216	32-7214	32-7215	
A	PAD PAL Packard 1934	02795	660K	36-3159	04308	06085	28-8100	28-8103	8255	7525	05306	32-1197 32-1198	06916	06932 05970	7652	32-7039	
B	PBD Packard 1934	36-3140	660K	36-3159	04308	04354	28-8100	28-8103	8255	7525	30-4127	32-1197 32-1198	06916	06932 05970	2598	32-7118	
C	NCD NCD Stude. 1934 Nash 1934	36-3130 36-3130	660K 660K	36-3159 36-3159	31-1083 31-1083	30-2015 30-2015	28-8181 28-8181	28-8170 28-8170	27-5034	38-5280	30-4056	32-1220 32-1221	32-1222	32-1236 32-1237	32-7098	32-7102 32-7038	
C (122)	NCD Stude. 1934	36-3130	34-2039	36-3159	31-1083	30-2015	28-8169	28-8170	27-5027	38-5935	30-4056	32-1220 32-1221	32-1222	32-1236 32-1237	32-7098	32-7102 32-7104	
D	NDD NDD Nash 1934 Stude. Chrysler 1933	36-3130 36-3130	660K 660K	36-3159 36-3159	31-1083 31-1083	30-2015 30-2015	28-8181 28-8181	28-8182 28-8181	27-5034 27-5027 27-5022	38-5280	30-4056	32-1220 32-1221	32-1222	32-1236 32-1237	32-7131	32-7102 32-7038	
D (122)	NDD Nash '34	36-3130	34-2039	36-3159	31-1083	30-2015	28-8181	28-8182	27-5034	38-5935	30-4056	32-1220 32-1221	32-1222	32-1236 32-1237	32-7131	32-7102 32-7104	
E	MED Pierce-Arrow '34	36-3130	34-2031	36-3159	31-1126	30-2015	28-8206	28-8206	42-5130	38-5511	30-4056	32-1220 32-1221	32-1222	32-1236 32-1237	32-7098	32-7102 32-7038	
G	CGD Chrysler 1934 Dodge, Desoto, Plymouth '34 Hup. '34	02795 02795 02795	34-2031 or 34-2039 34-2031 or 34-2039 34-2031 or 34-2039	36-3159 36-3159 36-3159	31-1182 31-1182 31-1182	30-2030 30-2030 30-2030	28-8188 28-8218 28-8201	28-8198 28-8219 28-8202	42-5122 42-5123 42-5122 42-5123	33-5056	30-4127	32-1220 32-1221	32-1222	32-1236 32-1237	32-7110	2598 32-7118	
G (122)	CGD Chrysler 1934 Dodge, Desoto, Plymouth '34 Hup. '34	36-3046 36-3046 36-3046	34-2039 34-2039 34-2039	36-3157 36-3157 36-3157	31-1214 31-1214 31-1214	30-2030 30-2030 30-2030	28-8188 28-8218 28-8201	28-8198 28-8219 28-8202	42-5204 42-5205 42-5204 42-5205	33-5067	30-4189	32-1331 32-1332	32-1333	32-1329 32-1327	32-7253	32-7042 32-7254	
H	HRD Hup '34	36-3615	6608	36-3159	31-1202	30-2015	28-8214	28-8214	42-5125	38-5534	30-4142	32-1220 32-1221	32-1222	32-1236 32-1237	32-7098	32-7206 32-7205 32-7104	
H (122)	HRD Hup '34 Pack. '35	36-3513	34-2039	36-3159	31-1202	30-2015	28-8214	28-8214	42-5125	38-5851 38-6022	30-4208	32-1462 32-1463	32-1222	32-1471 32-1449	32-7098	32-7206 32-7205 32-7104	
J	SJD Stude. '34	36-3046	6608 or 34-2039	02861	31-1149	30-2072	28-8169	28-8170	27-5040	38-5606	30-4056	32-1331 32-1332	32-1333	32-1329 32-1237	32-7216	32-7214 32-7215	
J (122)	NJD Nash '34	36-3046	6608 or 34-2039	02861	31-1149	30-2072	28-8181	28-8182	27-5041	38-5606	30-4056	32-1331 32-1332	32-1333	32-1329 32-1237	32-7216	32-7214 32-7215	
N	FND Ford '34	36-3046	34-2038	02861	31-1166	30-2030	28-8241	28-8242	42-5166	33-5067	30-4056	32-1331 32-1332	32-1333	32-1329 32-1237	32-7232	32-7019 32-7233	
Q	NQD SQD Nash '34 Stude. '34	36-3046 36-3046	34-2031 34-2031	36-3157 36-3157	31-1340 31-1340	30-2072 30-2072	28-8182 28-8169	28-8182 28-8170	27-5041 27-5040	38-5606	30-4180	32-1331 32-1332	32-1333	32-1329 32-1237	32-7216	32-7245 32-7215	
R	CRD HRD Chry. 6 '34 Dod. Ply. '34 Hup. '34	36-3046 36-3046	34-2031 34-2039	02861 02861	31-1164 31-1164	30-2072 30-2072	28-8234 28-8211	28-8234 28-8214	42-5176 42-5208	38-5534	30-4056	32-1331 32-1332	32-1333	32-1329 32-1237	32-7216	32-7214 32-7215	
T	CT2 HT2 (Ply. '35 Dod. '35 Chry. '35 Des. '35 Hup. '35)	02795	34-2039	36-3159	31-1425	30-2107	28-8317 28-8317 28-8318 28-8319 28-8319 28-8359	28-8318 28-8318 28-8318 28-8320 28-8320 28-8360	28-2498 28-2497 28-2498 28-2499 28-2496 28-2798	33-5088	30-4138	32-1535 32-1536	32-1537	32-1538 32-1449	32-7313	2598 32-7284	
T 3	MT3 RT3 HT3 P. Arr. '35 Res. '35 Stude. '35	45-2065	34-2040	45-2062	31-1419 31-1479 31-1419	30-2105	28-8341 28-8317 28-8359	28-8341 28-8318 28-8359	27-5084 28-2206 27-5073	38-6297	30-4243	32-1535 32-1536	32-1537	32-1538 32-1449	32-7216	32-7318 32-7215	
T 5	CT5 PT5 (Chry. Air '35 Des. Air '35 Pack. 120 '35)	02795	34-2040	36-3159	31-1425	30-2107	28-8324 28-8322 28-8338	28-8325 28-8323 28-8339	42-5263 28-2549 27-5078	33-5088	30-4127	32-1535 32-1536	32-1537	32-1538 32-1449	32-7315	2598 32-7284	
T 6	FT6 Ford '35	36-3046	34-2039	02861	31-1459	30-2030	28-8331	28-8332	42-5302	33-5067	30-4243	32-1535 32-1536	32-1537	32-1538 32-1237	32-7232	32-7347 32-7233	
T 7	NT7 RT7 (Nash '35 Stude. '35)	36-3405	34-2040	36-3406	31-1531 31-1483	30-2109	28-8373 28-8400 28-8376	27-5095 27-5130 27-5095	27-5095 27-5103 27-5095	38-6786 *38-6786 *38-6605	33-5101	32-1618 32-1620	32-1620	32-1621 32-1622	32-7352	32-7019 32-7351	
T 9	FT9 FT9X Ford '36	32-9236	34-2039	36-3528	31-1674	30-2134	28-8435	28-8435	28-3444	** 33-5130	33-5101	32-1939 32-1926	32-1927	32-2100 32-2164	32-7488	32-7495 32-7491	
T 10	CT10 Chrysler (Airflow) '36 Desoto (Airflow) '36	02795	34-2030	36-3159	31-1728	38-7693	28-8491	28-8492 28-8493	42-5437	** 33-5121	33-5141	32-1990 32-1926	32-1927	32-2160 32-2164	32-7488	2598 32-7491	
T 11	CT11 HT11X Chrysler-'36 Desoto-'36 Dodge-'36 Plymouth-'36 Hupp-'36	02795	34-2039	36-3159	31-1674	38-7693	28-8445 28-8447	28-8446 28-8448	42-5444	** 33-5121	33-5101	32-1925 32-1926	32-1927	32-2160 32-2164	32-7482	2598 32-7491	
T 12	NT12X NT12X2 ST12 Nash-'36 Stude-'36	32-9236 32-9236	34-2040 34-2039	36-3526 36-3526	31-1674 31-1728	38-7693	28-8452 28-8442	28-8453 28-8442	28-5152	** 33-5139	33-5101	32-1934 32-1926 32-1990 32-1926	32-1927	32-2100 32-2164	32-7488	32-7495 32-7491	
T 14	MT14 PT14 RT14X Pierce Arrow '36 Packard '36 (Overhead) Packard '36 (Overhead) Reo '36	32-9236 32-9236 02795	34-2040 34-2040 34-2040	36-3526 36-3526 36-3526	31-1674 31-1674 31-1674	38-7693 38-7693 38-7693	28-8494 28-8420 28-8437	28-8494 28-8421 28-8438	27-5180 27-5140 27-5140	** 33-5121	33-5141	32-1934 32-1926 32-1926	32-1927	32-2100 32-2164	32-7488	32-7507 32-7491 32-7491	
T 15	NT15 ST15 Nash '36 Stude '36	32-9236 32-9236	34-2040 34-2039	36-3526 36-3526	31-1764 31-1764	38-7694 38-7694	28-8452 28-8453	28-8453 28-8453	27-5152 D-42-5443 P-42-5449	** 33-5130	33-5101	32-1934 32-1926 32-1926	32-1927	32-2100 32-2164	32-7482	32-7495 32-7491	

UD-B-Buick D-DeSoto O-Oldsmobile P-President G-car Tone Control Shaft
 C-Chevrolet R-T-Hudson-Terraplane P-Pontiac V-Volume Control Only N-car (Sensitivity Shaft)

Buy PHILCO High-Efficiency TUBES for ALL YOUR NEEDS

There's a "ready-made" market
of FIFTY MILLION
Sockets for Philco
High-Efficiency
Tubes!



Over seven million Philco Radios in service today! Fifty million sockets in which Philco High-Efficiency Tubes were installed . . . and demonstrated their worth so convincingly that the set owners will insist on Philco tubes when replacement time comes around!

That's what we mean by a "ready-made" market . . . and it's a market that grows every day as more and more Philco Home Sets and Automobile Radios pass into the hands of new owners.

In addition to the millions of Philco owners who naturally demand Philco Tubes for their sets . . . don't forget the millions of owners of other radio sets who have read and heeded that line which has appeared in countless millions of Philco advertisements . . . "Philco Replacement Tubes improve the performance of any

radio." Those set owners want Philco High-Efficiency Tubes, too!

Radio's biggest year is under way! Don't find yourself making apologies instead of making sales! Get set for the replacement rush with a complete stock of Philco High-Efficiency Tubes . . . and *complete* means metal as well as glass replacement tubes!

PHILCO HIGH-EFFICIENCY TUBES

improve the performance of any radio!

LIST PRICES for ALL PHILCO REPLACEMENT TUBES

EARLIER TYPE TUBES										OCTAL BASE GLASS TUBES—G TYPES				METAL TUBES			
Type	List	Type	List	Type	List	Type	List	Type	List	Type	List	Type	List	Type	List		
2	\$.90	1B4	\$1.75	6C6	\$1.00	26	\$.60	43	\$1.00	76	\$.70	1C7G	\$1.75	6B8G	\$1.50	5Z4	\$1.25
4	.90	1B5/25S	1.25	6D6	.90	27	.70	45	.70	77	1.00	1D5G	1.75	6F6G	1.25	6A8	1.25
5	1.00	1F4	2.00	6F7	1.50	30	.70	46	1.00	78	1.00	1D7G	1.50	6H6G	1.00	6C5	1.00
6	1.50	1C6	1.50	10	2.00	31	.70	47	.90	79	1.25	1E5G	1.50	6J5G	1.00	6F5	1.00
9	1.00	2A3	1.25	12A	.70	32	1.25	48	2.50	80	.60	1E7G	1.50	6J7G	1.25	6F6	1.00
01A	.60	2A5	1.00	12A5	2.00	33	1.00	49	1.00	81	2.00	1F7G	1.75	6K5G	1.25	6H6	1.00
1V	.90	2A6	1.00	12A7	2.00	34	1.25	50	2.50	82	.90	1H4G	1.00	6K6G	1.25	6J7	1.25
1A1	.90	2A7	1.25	12Z3	1.00	35-51	.90	53	1.25	83	.90	1H6G	1.50	6K7G	1.25	6K7	1.25
1C1	.90	2B7	1.25	14	1.50	36	.90	55	1.00	84	1.25	1J6G	1.25	6L7G	1.50	6L6	2.00
1D1	1.00	5Z3	.90	15	1.50	37	.70	56	.70	85	1.00	5U4G	1.50	6N7G	1.50	6L7	1.50
1F1	1.00	6A3	1.50	17	1.50	38	.90	57	.90	89	1.00	5V4G	1.50	6Q7G	1.25	6N7	1.50
1X1	1.00	6A4	1.25	19	1.00	39-44	.90	58	.90	X99	1.00	5X4G	1.25	6R7G	1.25	6Q7	1.25
1Y1	1.00	6A6	1.25	22	1.25	40	.70	59	1.25	182B	1.50	5Y4G	1.00	25A6G	1.25	6R7	1.25
1A4	1.50	6A7	1.25	24A	.90	41	.90	71A	.70	183	1.50	6A8G	1.50	25Z6G	1.25	6X5	1.25
1A6	1.25	6B7	1.25	25Z5	1.00	42	1.00	75	1.00	485	1.50	6B4G	1.75	25B6G	1.50	25A6	1.50
																25Z6	1.25

SEE YOUR DISTRIBUTOR FOR SPECIAL SERVICEMEN'S DISCOUNT